

■ FEATURES

- Designed for the Appliance Industry and Heating, Ventilating and Air Conditioning
- Switching Capacity up to 30A & inexpensive
- Bottom Sealed and Washable type available
- UL File No. E147052
- CSA File No. LR76479-1



■ COIL RATING (at 20°C)

| Nominal Voltage (VDC) | Coil Resistance ($\Omega \pm 10\%$) | Pick-Up Voltage (VDC) | Drop-Out Voltage (VDC) | Nominal Power (W) Consumption |
|-----------------------|---------------------------------------|-----------------------|------------------------|-------------------------------|
| 5 | 27 | 3.75 | 0.5 | 0.93 |
| 6 | 40 | 4.50 | 0.6 | 0.90 |
| 9 | 97 | 6.75 | 0.9 | 0.84 |
| 12 | 155 | 9.00 | 1.2 | 0.93 |
| 15 | 256 | 11.25 | 1.5 | 0.88 |
| 18 | 380 | 13.50 | 1.8 | 0.85 |
| 24 | 660 | 18.00 | 2.4 | 0.87 |
| 48 | 2560 | 36.00 | 4.8 | 0.97 |

■ ORDERING INFORMATION

- BS-902CS-12VDC

| Model No. | Contact Arrangement | Protection | Coil Voltage |
|--------------|----------------------------|-------------------------------|-----------------|
| BS-902 / 903 | A: 1 Form A C: 1 Form C | C. Bottom Sealed S: Sealed | See Coil Rating |

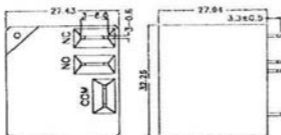
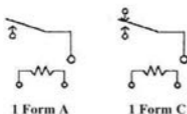
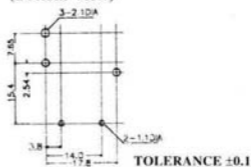
SPECIFICATIONS

| | | | |
|----------------------------------|----------------|--|--|
| Model No. | | BS-902/903 | |
| Contact Arrangement | | I Form A | I Form C |
| Contact Material | | Silver Alloy | |
| Contact Rating | Resistive Load | 30A 240VAC 30A 28VDC | NO:20A 240VAC NC:15A 28VDC |
| | Motor Load | 2HP 240VAC 1HP 120VAC | NO:2HP 240VAC 1HP 120VAC NC:1/2HP 240VAC 1/4HP 120VAC |
| Contact Resistance | | Max. 100mΩ (initial) | |
| Max. Switching Current | | 30A | 20A |
| Max. Switching Voltage | | 240VAC, 30VDC | |
| Min. Switching Load | | 1A 5VAC, or 12VDC | |
| Insulation Resistance | | Min. 100MΩ at 500VDC | |
| Dielectric Strength | | | |
| Between Coil & Contact | | 1500VAC 50 HZ/60 HZ (1 minute) | |
| Between Contacts | | 1500VAC 50 HZ/60 HZ (1 minute) | |
| Operate Time | | Max. 15mSec. | |
| Release Time | | Max. 10mSec. | |
| Ambient Temperature | | -55°C ~ +85°C | |
| Vibration Resistance (Endurance) | | 1.0mm D.A. 10-55HZ | |
| Shock Resistance | | Unerror 10G | |
| Mechanical Life | | 10,000,000 Operations (no load) | |
| Electrical Life | | 100,000 Operations (at rated load) | |
| Weight | | Approx. 20g (Open type), 25g (Sealed type) | |

DIMENSIONS (in mm)

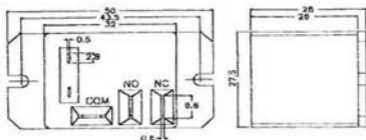
BS-902

*Quick Connect

WIRING DIAGRAM
(Bottom View)DRILLING PLAN (in mm)
(Bottom View)

*Quick Connect

BS-903

WIRING DIAGRAM
(Bottom View)