

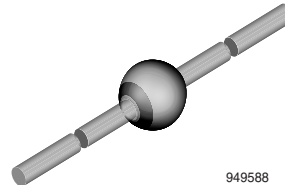
Fast Avalanche Sinterglass Diode

Features

- Glass passivated
- Hermetically sealed package
- Very low switching losses
- Low reverse current
- High reverse voltage

Applications

Switched mode power supplies
High-frequency inverter circuits



Mechanical Data

Case: SOD-64 Sintered glass case

Terminals: Plated axial leads, solderable per MIL-STD-750, Method 2026

Polarity: Color band denotes cathode end

Mounting Position: Any

Weight: approx. 858 mg

Parts Table

| Part | Type differentiation | Package |
|--------|---|---------|
| BYM36A | $V_R = 200 \text{ V}; I_{FAV} = 3 \text{ A}$ | SOD-64 |
| BYM36B | $V_R = 400 \text{ V}; I_{FAV} = 3 \text{ A}$ | SOD-64 |
| BYM36C | $V_R = 600 \text{ V}; I_{FAV} = 3 \text{ A}$ | SOD-64 |
| BYM36D | $V_R = 800 \text{ V}; I_{FAV} = 2.9 \text{ A}$ | SOD-64 |
| BYM36E | $V_R = 1000 \text{ V}; I_{FAV} = 2.9 \text{ A}$ | SOD-64 |

Absolute Maximum Ratings

$T_{amb} = 25 \text{ }^\circ\text{C}$, unless otherwise specified

| Parameter | Test condition | Part | Symbol | Value | Unit |
|---|--|---------------|-----------------|---------------|------------------|
| Reverse voltage = Repetitive peak reverse voltage | see electrical characteristics | BYM36A | $V_R = V_{RRM}$ | 200 | V |
| | | BYM36B | $V_R = V_{RRM}$ | 400 | V |
| | | BYM36C | $V_R = V_{RRM}$ | 600 | V |
| | | BYM36D | $V_R = V_{RRM}$ | 800 | V |
| | | BYM36E | $V_R = V_{RRM}$ | 1000 | V |
| Peak forward surge current | $t_p = 10 \text{ ms}$, half sinewave | | I_{FSM} | 65 | A |
| Average forward current | | BYM36A-BYM36C | I_{FAV} | 3 | A |
| | | BYM36D-BYM36E | I_{FAV} | 2.9 | A |
| Non repetitive reverse avalanche energy | $I_{(BR)R} = 1 \text{ A}$, inductive load | | E_R | 20 | mJ |
| Junction and storage temperature range | | | $T_j = T_{stg}$ | - 55 to + 175 | $^\circ\text{C}$ |

Maximum Thermal Resistance

$T_{amb} = 25\text{ }^{\circ}\text{C}$, unless otherwise specified

| Parameter | Test condition | Symbol | Value | Unit |
|------------------|--|------------|-------|------|
| Junction ambient | $l = 10\text{ mm}$, $T_L = \text{constant}$ | R_{thJA} | 25 | K/W |
| | on PC Board with spacing $\backslash r e \backslash n 25\text{ mm}$ | R_{thJA} | 70 | K/W |

Electrical Characteristics

$T_{amb} = 25\text{ }^{\circ}\text{C}$, unless otherwise specified

| Parameter | Test condition | Part | Symbol | Min | Typ. | Max | Unit |
|---------------------------|---|---------------|-------------|------|------|------|---------------|
| Forward voltage | $I_F = 3\text{ A}$ | BYM36A-BYM36C | V_F | | | 1.6 | V |
| | | BYM36D-BYM36E | V_F | | | 1.78 | V |
| | $I_F = 3\text{ A}$, $T_j = 175\text{ }^{\circ}\text{C}$ | BYM36A-BYM36C | V_F | | | 1.22 | V |
| | | BYM36D-BYM36E | V_F | | | 1.28 | V |
| Reverse current | $V_R = V_{RRM}$ | | I_R | | | 5 | μA |
| | $V_R = V_{RRM}$, $T_j = 150\text{ }^{\circ}\text{C}$ | | I_R | | | 100 | μA |
| Reverse breakdown voltage | $I_R = 100\text{ }\mu\text{A}$ | BYM36A | $V_{(BR)R}$ | 300 | | | V |
| | | BYM36B | $V_{(BR)R}$ | 500 | | | V |
| | | BYM36C | $V_{(BR)R}$ | 700 | | | V |
| | | BYM36D | $V_{(BR)R}$ | 900 | | | V |
| | | BYM36E | $V_{(BR)R}$ | 1100 | | | V |
| Reverse recovery time | $I_F = 0.5\text{ A}$, $I_R = 1\text{ A}$, $i_R = 0.25\text{ A}$ | BYM36A-BYM36C | t_{rr} | | | 100 | ns |
| | | BYM36D-BYM36E | t_{rr} | | | 150 | ns |

Typical Characteristics ($T_{amb} = 25\text{ }^{\circ}\text{C}$ unless otherwise specified)

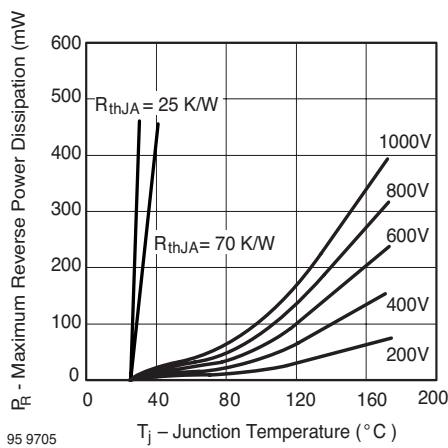


Figure 1. Max. Reverse Power Dissipation vs. Junction Temperature

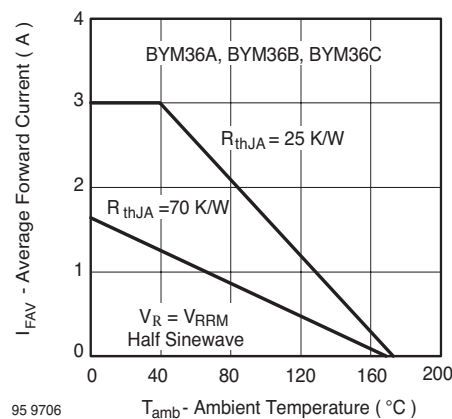


Figure 2. Max. Average Forward Current vs. Ambient Temperature

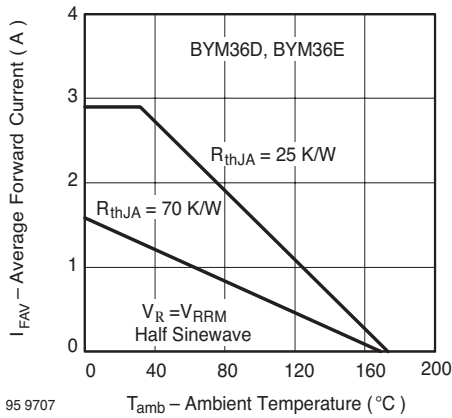


Figure 3. Max. Average Forward Current vs. Ambient Temperature

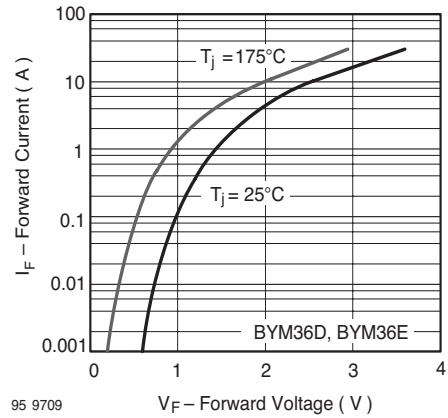


Figure 6. Max. Forward Current vs. Forward Voltage

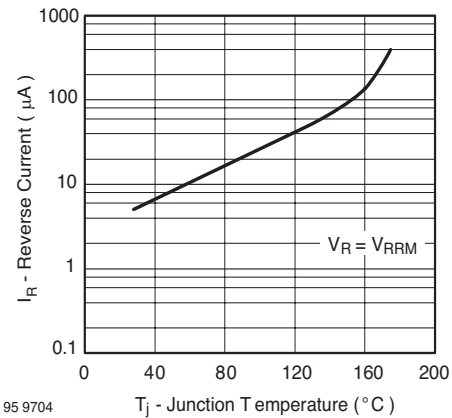


Figure 4. Max. Reverse Current vs. Junction Temperature

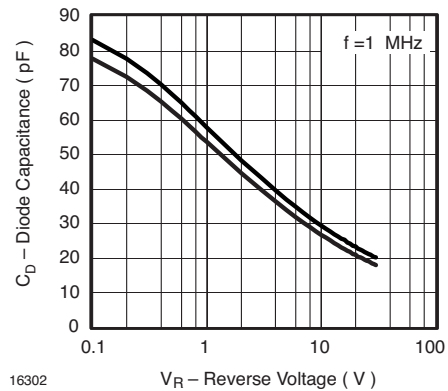


Figure 7. Diode Capacitance vs. Reverse Voltage

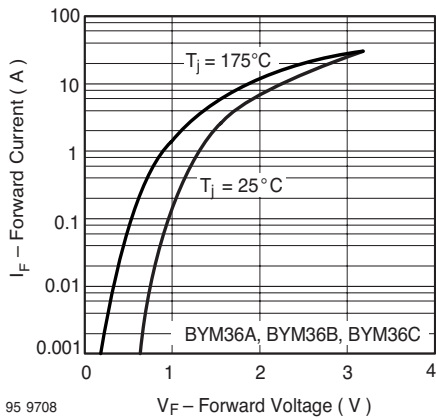
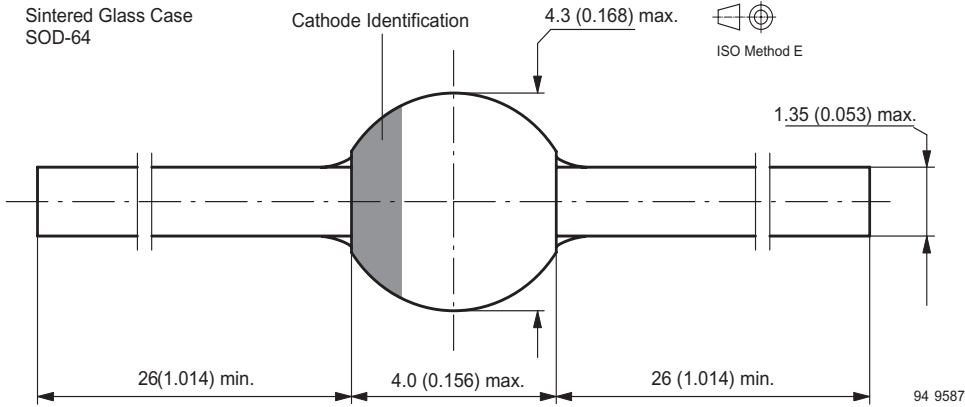


Figure 5. Max. Forward Current vs. Forward Voltage

Package Dimensions in mm (Inches)



Ozone Depleting Substances Policy Statement

It is the policy of **Vishay Semiconductor GmbH** to

1. Meet all present and future national and international statutory requirements.
2. Regularly and continuously improve the performance of our products, processes, distribution and operating systems with respect to their impact on the health and safety of our employees and the public, as well as their impact on the environment.

It is particular concern to control or eliminate releases of those substances into the atmosphere which are known as ozone depleting substances (ODSs).

The Montreal Protocol (1987) and its London Amendments (1990) intend to severely restrict the use of ODSs and forbid their use within the next ten years. Various national and international initiatives are pressing for an earlier ban on these substances.

Vishay Semiconductor GmbH has been able to use its policy of continuous improvements to eliminate the use of ODSs listed in the following documents.

1. Annex A, B and list of transitional substances of the Montreal Protocol and the London Amendments respectively
2. Class I and II ozone depleting substances in the Clean Air Act Amendments of 1990 by the Environmental Protection Agency (EPA) in the USA
3. Council Decision 88/540/EEC and 91/690/EEC Annex A, B and C (transitional substances) respectively.

Vishay Semiconductor GmbH can certify that our semiconductors are not manufactured with ozone depleting substances and do not contain such substances.

**We reserve the right to make changes to improve technical design
and may do so without further notice.**

Parameters can vary in different applications. All operating parameters must be validated for each customer application by the customer. Should the buyer use Vishay Semiconductors products for any unintended or unauthorized application, the buyer shall indemnify Vishay Semiconductors against all claims, costs, damages, and expenses, arising out of, directly or indirectly, any claim of personal damage, injury or death associated with such unintended or unauthorized use.

Vishay Semiconductor GmbH, P.O.B. 3535, D-74025 Heilbronn, Germany
Telephone: 49 (0)7131 67 2831, Fax number: 49 (0)7131 67 2423