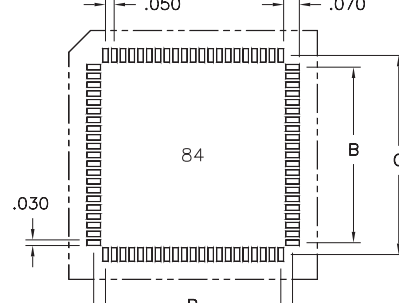
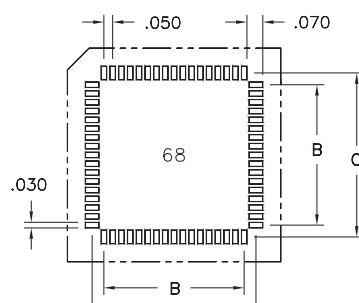
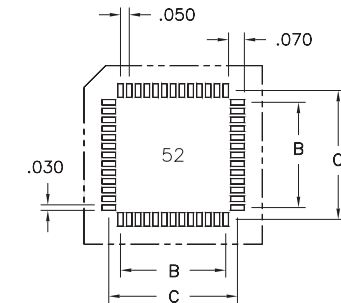
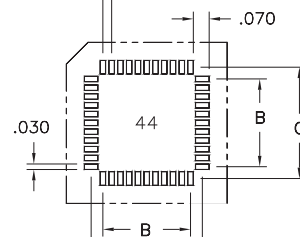
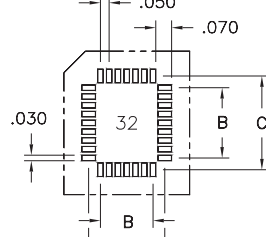
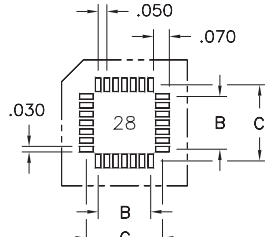
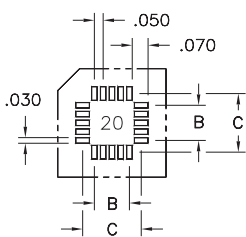
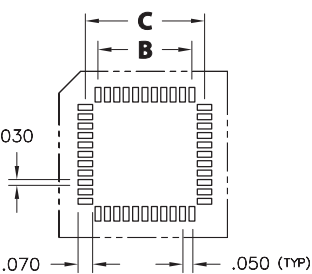
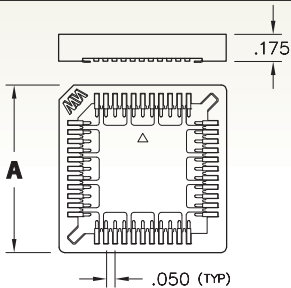



STANDARD PLCC SOCKETS

SERIES 940 • SURFACE MOUNT



RECTANGULAR *

- Note: Not end stackable
- Accepts JEDEC PLCCs MO-047 and MO-052
- Low profile for high density PC board stacking
- Standoffs provide clearance for heat dissipation and cleaning
- Contacts are plated with 150 μ m tin
- Insulator material is glass reinforced PPS
- For Electrical, Mechanical and Environmental Data, see page 141 for details



PCB LAYOUT FOR SURFACE MOUNT

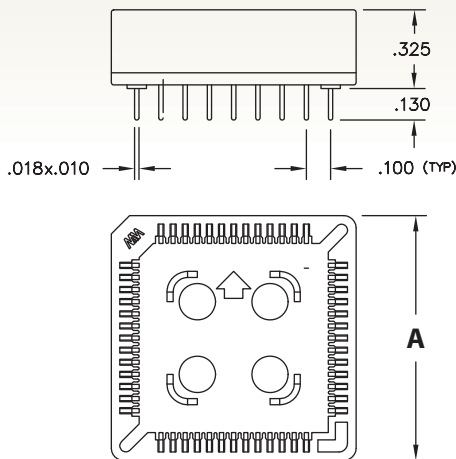
Number of Contacts	Ordering Information	- A -	- B -	- C -	Qty. per Tube Reel	
20	940-44-020-17-40000X	0.613	0.200	0.334	32	470
28	940-44-028-17-40000X	0.713	0.300	0.434	27	390
32 *	940-44-032-17-40000X *	0.813 / .713	0.400 / .300	0.534 / .434	24	390
44	940-44-044-17-40000X	0.900	0.500	0.634	21	250
52	940-44-052-17-40000X	1.013	0.600	0.734	19	250
68	940-44-068-17-40000X	1.213	0.800	0.934	16	220
84	940-44-084-17-40000X	1.413	1.000	1.134	14	200

Packaging Codes: X = 0 (Tubes)
X = 4 (Tape & Reel)



STANDARD PLCC SOCKETS

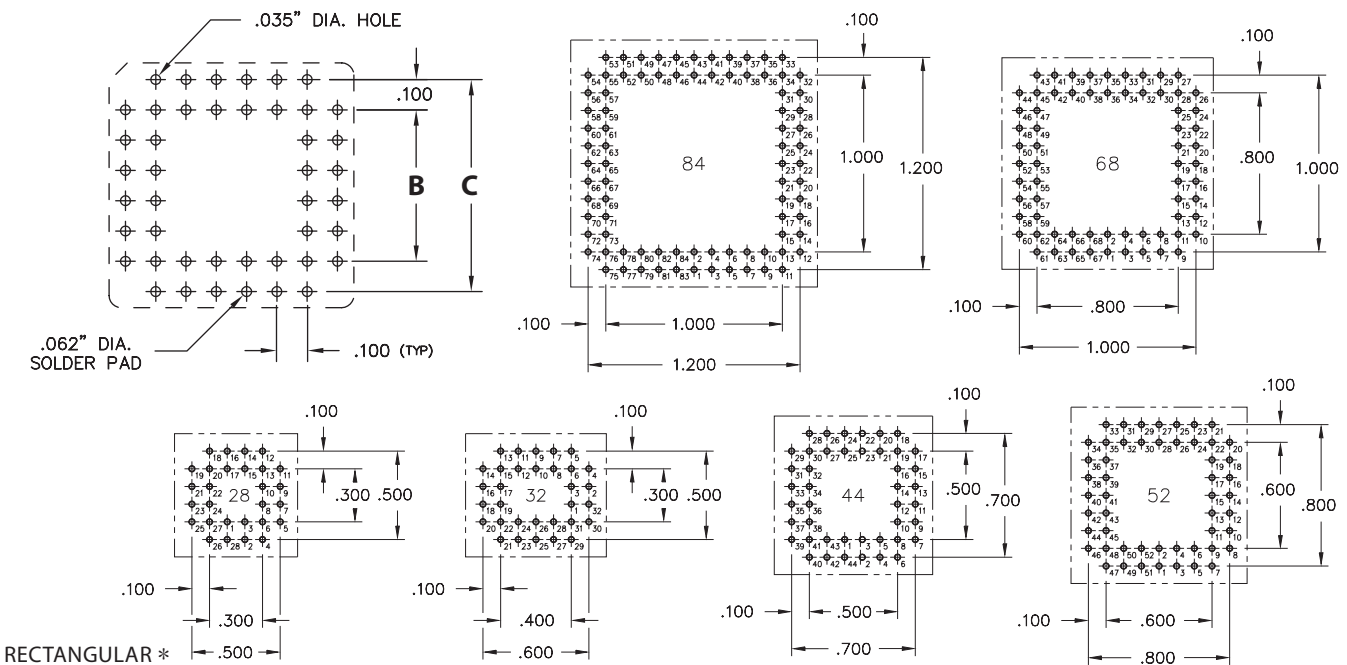
SERIES 940 • THROUGH-BOARD MOUNT



- Note: Not end stackable
- Accepts JEDEC PLCCs MS-016 & MS-018 leaded plastic substrates
- Internal standoffs insure proper positioning of chip carrier in socket
- Standoffs provide clearance for heat dissipation and cleaning
- Contacts are plated with 150 μ m tin
- Insulator material is glass reinforced PPS
- For Electrical, Mechanical and Environmental Data, see page 141 for details



PRINTED CIRCUIT DRILLING PATTERNS
(TOP VIEW)
.035" dia. min. mounting holes

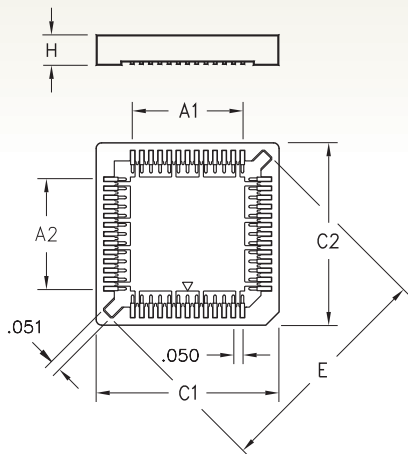


Number of Contacts	Ordering Information	- A -	- B -	- C -	Quantity per Tube
20	940-44-020-24-000000	0.613	0.200	0.400	38
28	940-44-028-24-000000	0.713	0.300	0.500	33
32 *	940-44-032-24-000000 *	0.813 / .713	0.400 / .300	0.600 / .500	29
44	940-44-044-24-000000	0.913	0.500	0.700	26
52	940-44-052-24-000000	1.013	0.600	0.800	23
68	940-44-068-24-000000	1.213	0.800	1.000	19
84	940-44-084-24-000000	1.413	1.000	1.200	16
100	940-44-100-24-000000	1.603	1.200	1.400	25
Plating Code 44 \blacklozenge = 150 μ m Sn					




COMPACT PLCC SOCKETS

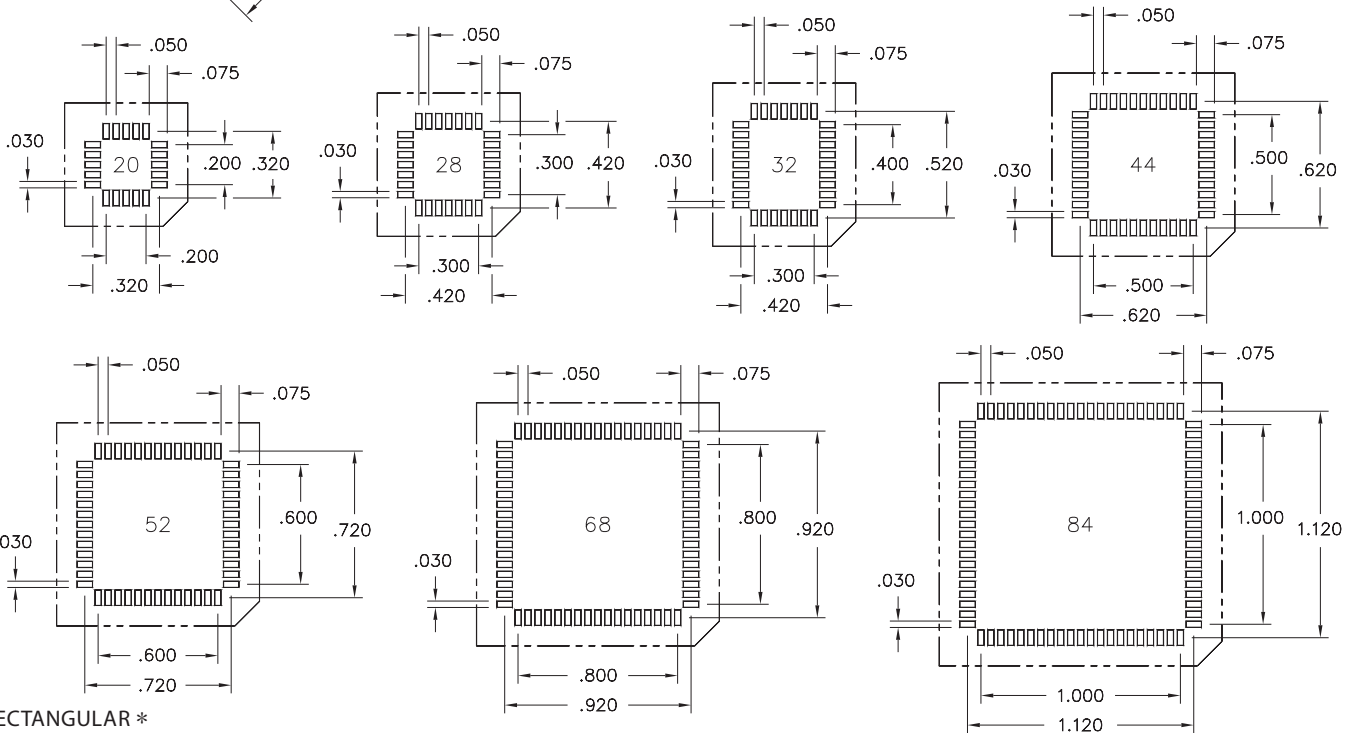
SERIES 540 • SURFACE MOUNT



- Note: Not end stackable
- Designed for JEDEC type devices
- Open frame design in solder area improves results of IR soldering and facilitates visual inspection of solder pads
- Contacts are plated with 150 μ " tin
- The insulator is molded PPS (Ryton R-4)
- For Electrical, Mechanical and Environmental Data, see page 141 for details



PCB LAYOUT FOR SURFACE MOUNT



RECTANGULAR *

Number of Contacts	Ordering Information	- A1 -	- A2 -	- C1 -	- C2 -	- E -	- H -	Qty. per Tube	Tape Width mm	Qty. per Reel
20	540-44-020-17-40000X	0.200	0.200	0.585	0.585	0.657	0.180	34	24	490
28	540-44-028-17-40000X	0.300	0.300	0.685	0.685	0.799	0.180	29	32	400
32 *	540-44-032-17-40000X *	0.300	0.400	0.670	0.770	0.885	0.148	26	32	400
44	540-44-044-17-40000X	0.500	0.500	0.885	0.885	1.082	0.180	22	44	250
52	540-44-052-17-40000X	0.600	0.600	1.000	1.000	1.224	0.180	20	44	250
68	540-44-068-17-40000X	0.800	0.800	1.202	1.202	1.507	0.180	16	44	220
84	540-44-084-17-40000X	1.000	1.000	1.400	1.400	1.791	0.180	14	56	200

Packaging Codes: X = 0 (Tubes)
X = 4 (Tape & Reel)

