

# products



Mulchgeräte - Tagliaerba - Mowers

[www.fmg.bz.it](http://www.fmg.bz.it)

## **Kontakt | Contatto | Contact:**

» **Verwaltung / Amministrazione / Administration:**

**Tel.** 0039 0471 860 211

**Fax:** 0039 0471 860 800

[marketing@fmg.bz.it](mailto:marketing@fmg.bz.it)

» **Verkauf / Commerciale / Sales department:**

[sale@fmg.bz.it](mailto:sale@fmg.bz.it)

» **Einkauf / Responsabile acquisti / Purchasing department:**

[purchasing@fmg.bz.it](mailto:purchasing@fmg.bz.it)

» **Buchhaltung / Contabilità / Accounting:**

[accounting@fmg.bz.it](mailto:accounting@fmg.bz.it)

» **Ersatzteile / Ricambi / Spare parts:**

**Tel.** 0039 0471 090221 | [parts@fmg.bz.it](mailto:parts@fmg.bz.it)



# INDEX

4   7	GL4	38   39	KIWI
8   9	GL4W	40   41	CANGURO
10   11	GL4K	42   43	BARRACUDA
12   13	FRUSTAR	44   45	GL5K
14   15	COMPACT	46   47	GL6K
16   17	GLM	48   49	GL7K
18   21	SL	50   51	MULTIDISC
22   23	SLS-Heck	52   55	TWISTER
24   25	SLF	56   57	HO
26   27	SLF-M	58   59	FKT
28   29	GL2 Fix	60   61	MOWIE
30   31	GLM Fix	62	UNICO
32   35	BV2	63	CLIPPER
36   37	GL2K	64   65	HERBIZID

Varianten | Varianti | Variants

# GL4/GL5

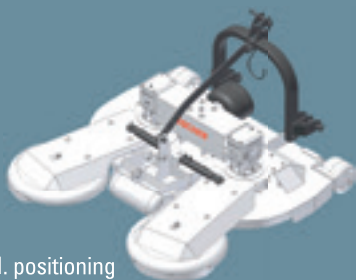
Landwirtschaft | Agricoltura | Agriculture

## GL4

Fixer Heckanbau. Schwenkscheiben mit hyd. Positionierung

Attacco posteriore fisso. Dischi interfilari con posizionamento idraulico

Fix rear mounting. Swing arms with hyd. positioning



## GL4-F

Fixer Frontanbau. Schwenkscheiben mit hyd. Positionierung

Attacco frontale fisso. Dischi interfilari con posizionamento idraulico

Fix front mounting. Swing arms with hyd. positioning



## GL4-H

Hydraulische lineare Seitenverschiebung. Schwenkscheiben mit hyd. Positionierung

Spostamento idraulico. Dischi interfilari con posizionamento idraulico

Hydraulic side shift. Swing arms with hyd. positioning



# GL4/GL5

Mod.											
					Außenabmaße Ingombri esterne					Schnittbreiten Larghezza di lavoro	
			HP	KG	A	B	C	D	E	A	B
GL/4 50 140-225	4	8	30 - 80	530	144	155	95	26	229	145	227
GL/4 60 140-245	4	8	30 - 80	540	151	168	95	26	250	146	245
GL/4 60 160-260	4	8	30 - 80	560	170	173	95	26	268	165	263
GL/4 70 160-280	4	8	30 - 80	570	175	181	95	26	283	171	279
GL/4 60 180-280	4	8	40 - 80	590	182	183	95	26	284	178	279
GL/4 70 180-300	4	8	40 - 80	600	184	193	95	26	307	180	302
GL/4 80 180-320	4	8	40 - 80	610	189	201	95	26	321	185	315
GL/4 60 200-300	4	8	50 - 80	630	202	190	97	26	308	198	303
GL/4 70 200-320	4	8	50 - 80	640	204	198	97	26	330	201	325
GL/4 80 200-340	4	8	50 - 80	650	202	211	97	26	234	198	336
GL/4 90 200-360	4	8	50 - 80	660	208	222	97	26	365	204	359
GL/4 60 220-320	4	8	50 - 80	670	223	203	97	26	327	217	322
GL/4 70 220-340	4	8	50 - 80	680	223	211	97	26	343	217	338
GL/4 80 220-360	4	8	50 - 80	690	225	222	97	26	368	219	363
GL/4 90 220-380	4	8	50 - 80	700	229	231	97	26	384	224	379
GL/4 90 240-400	4	8	60 - 120	720	244	241	97	26	405	241	400
GL/5 90 290-450	5	10	60 - 120	850	296	223	98	31	454	291	448
GL/5 90 330-490	5	10	60 - 120	980	333	232	98	31	489	326	484
GL/5 90 360-520	5	10	60 - 120	1100	365	241	98	31	524	359	518
GL/5 90 380-540	5	10	60 - 120	1400	383	244	98	31	542	377	537



Varianten | Varianti | Variants

# GL4/GL5

Landwirtschaft | Agricoltura | Agriculture

## GL4-T

Fixer Heckanbau mit beidseitiger  
FEINTASTAUTOMATIK auf den Schwenkscheiben

Attacco posteriore fisso con SENSORE DI  
PRECISIONE IDRAULICO bilaterale sui dischi interfilari

Fix rear mounting with HYDRAULIC PRECISION SENSOR  
both sides on swing arms




## GL4-FT

Fixer Frontanbau mit beidseitiger FEIN-  
TASTAUTOMATIK auf den Schwenkscheiben

Attacco frontale fisso con SENSORE DI  
PRECISIONE IDRAULICO bilaterale sui dischi interfilari

Fix front mounting with HYDRAULIC PRECISION SENSOR  
both sides on swing arms



## GL4-HT

Hydraulische lineare Seitenverschiebung mit  
beidseitiger FEINTASTAUTOMATIK auf den  
Schwenkscheiben





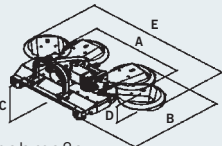
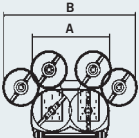
Spostamento idraulico con SENSORE DI  
PRECISIONE IDRAULICO bilaterale sui dischi interfilari

Hydraulic side shift with HYDRAULIC PRECISION SENSOR  
both sides on swing arms



# GL4/GL5



Mod.											
					Außenabmaße Ingombri esterne					Schnittbreiten Larghezza di lavoro	
			HP	KG	A	B	C	D	E	A	B
GL/4 45 95-175 special	4	8	30 - 80	360	97	148	90	26	180	95	175
GL/4 50 110-195	4	8	30 - 80	380	117	154	90	26	200	115	195
GL/4 50 120-205	4	8	30 - 80	430	122	125	90	26	205	120	200
GL/4 50 130-215	4	8	30 - 80	490	132	130	90	26	220	130	215
GL/4 50 140-225	4	8	30 - 80	530	144	155	95	26	229	145	227
GL/4 60 140-245	4	8	30 - 80	540	151	168	95	26	250	146	245
GL/4 60 160-260	4	8	30 - 80	560	170	173	95	26	268	165	263
GL/4 70 160-280	4	8	30 - 80	570	175	181	95	26	283	171	279
GL/4 60 180-280	4	8	40 - 80	590	182	183	95	26	284	178	279
GL/4 70 180-300	4	8	40 - 80	600	184	193	95	26	307	180	302
GL/4 80 180-320	4	8	40 - 80	610	189	201	95	26	321	185	315
GL/4 60 200-300	4	8	50 - 80	630	202	190	97	26	308	198	303
GL/4 70 220-320	4	8	50 - 80	640	204	198	97	26	330	201	325
GL/4 80 200-340	4	8	50 - 80	650	202	211	97	26	234	198	336
GL/4 90 200-360	4	8	50 - 80	660	208	222	97	26	365	204	359
GL/4 60 220-320	4	8	50 - 80	670	223	203	97	26	327	217	322
GL/4 70 220-340	4	8	50 - 80	680	223	211	97	26	343	217	338
GL/4 80 220-360	4	8	50 - 80	690	225	222	97	26	368	219	363
GL/4 90 220-380	4	8	50 - 80	700	229	231	97	26	384	224	379
GL/4 90 240-400	4	8	60 - 120	720	244	241	97	26	405	241	400
GL/5 90 290-450	5	10	60 - 120	850	296	223	98	31	454	291	448
GL/5 90 330-490	5	10	60 - 120	980	333	232	98	31	489	326	484
GL/5 90 360-520	5	10	60 - 120	1100	365	241	98	31	524	359	518
GL/5 90 380-540	5	10	60 - 120	1400	383	244	98	31	542	377	537

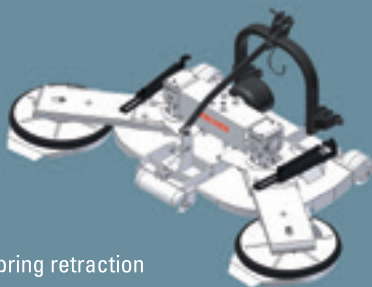


Varianten | Varianti | Variants

# GL4W

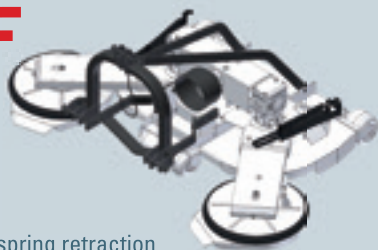
Landwirtschaft | Agricoltura | Agriculture

## GL4W



Fixer Heckanbau.  
Schwenscheiben mit Federzug  
Attacco posteriore fisso.  
Dischi interfilari con rientro a molla  
Fix rear mounting. Swing arms with spring retraction

## GL4W-F



Fixer Frontanbau.  
Schwenscheiben mit Federzug  
Attacco frontale fisso.  
Dischi interfilari con rientro a molla  
Fix front mounting. Swing arms with spring retraction

## GL4W-H





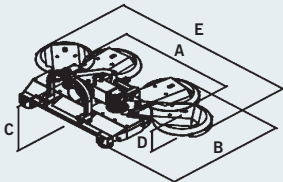
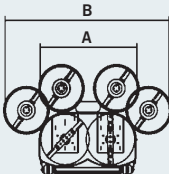


Hydraulische lineare Seitenverschiebung.  
Schwenscheiben mit Federzug  
Spostamento idraulico. Dischi interfilari con rientro a molla  
Hydraulic side shift. Swing arms with spring retraction






# GL4W

Mod.											
					Außenabmaße Ingombri esterni	A	B	C	D	E	Schnittbreiten Larghezza di lavoro
			HP	KG	A	B	C	D	E	A	B
GL/4 45 110-190	4	8	30 - 80	380	121	162	94	25	195	116	190
GL/4 45 120-200	4	8	30 - 80	430	126	144	94	25	207	121	202
GL/4 45 130-210	4	8	30 - 80	490	135	149	94	25	218	130	213
GL/4 45 140-220	4	8	30 - 80	530	143	154	94	25	228	138	223
GL/4 60 140-245	4	8	30 - 80	540	164	173	94	25	262	155	253
GL/4 60 160-265	4	8	30 - 80	560	165	178	94	25	275	159	266
GL/4 60 180-285	4	8	40 - 80	590	183	185	94	25	294	176	286
GL/4 60 200-305	4	8	50 - 80	630	204	196	94	25	315	200	307
GL/4 60 220-325	4	8	50 - 80	670	223	211	94	25	335	217	326
GL/4 60 240-345	4	8	60 - 120	700	245	221	94	25	356	239	347



# GL4K

## GL4K



Heck- oder Frontanbau.  
Schwingscheiben mit hyd. Positionierung  
Attacco posteriore o frontale. Dischi  
interfilari con posizionamento idraulico  
Fix rear or front mounting. Swing arms with hyd. positioning





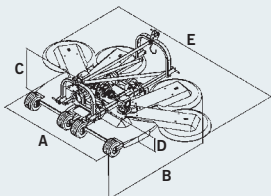
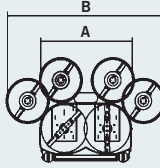
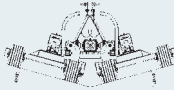
## GL4K-T



Heck- oder Frontanbau mit beidseitiger  
FEINTASTAUTOMATIK auf den Schwingscheiben  
Attacco posteriore o frontale con SENSORE DI  
PRECISIONE IDRAULICO bilaterale sui dischi interfilari  
Fix rear or front mounting with HYDRAULIC PRECISION  
SENSOR both sides on swing arms



# GL4K

Mod.												
					Außenabmaße Ingombri esterni					Schnittbreiten Larghezza di lavoro		
			HP	KG	A	B	C	D	E	A	B	
GL4/K 60 150-250	4	8	30 – 80	570	152	176	105	26	253	149	256	0° - +15°
GL4/K 70 150-270	4	8	30 – 80	580	158	192	105	26	273	154	269	0° - +15°
GL4/K 60 190-290	4	8	50 – 80	690	188	195	105	26	294	185	290	0° - +15°
GL4/K 70 190-310	4	8	50 – 80	700	204	200	105	26	308	200	304	0° - +15°
GL4/K 80 190-330	4	8	50 – 80	710	188	218	105	26	330	185	326	0° - +15°
GL4/K 90 190-350	4	8	50 – 80	720	191	216	105	26	353	189	359	0° - +15°
GL4/K 60 230-330	4	8	60 – 120	770	231	243	94	32	342	225	338	0° - +15°
GL4/K 70 230-350	4	8	60 – 120	780	231	352	94	32	359	225	356	0° - +15°
GL4/K 80 230-370	4	8	60 – 120	790	231	260	94	32	376	225	371	0° - +15°
GL4/K 90 230-390	4	8	60 – 120	800	234	271	94	32	396	229	391	0° - +15°



Varianten | Varianti | Variants

# FRUSTAR

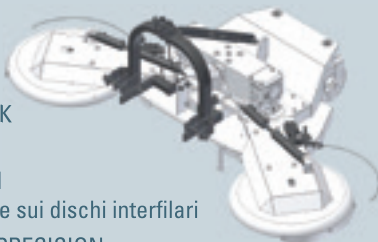
Landwirtschaft | Agricoltura | Agriculture

## FRUSTAR



Fixer Frontanbau.  
Schwenscheiben mit hyd. Positionierung  
Attacco frontale.  
Dischi interfilari con posizionamento idraulico  
Front mounting. Swing arms with hyd. positioning





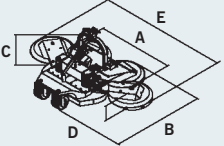
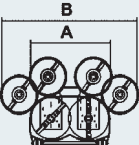
## FRUSTAR-T



Fixer Frontanbau mit  
beidseitiger FEINTASTAUTOMATIK  
auf den Schwenscheiben  
Attacco frontale con SENSORE DI  
PRECISIONE IDRAULICO bilaterale sui dischi interfilari  
Front mounting with HYDRAULIC PRECISION  
SENSOR both sides on swing arms



# FRUSTAR

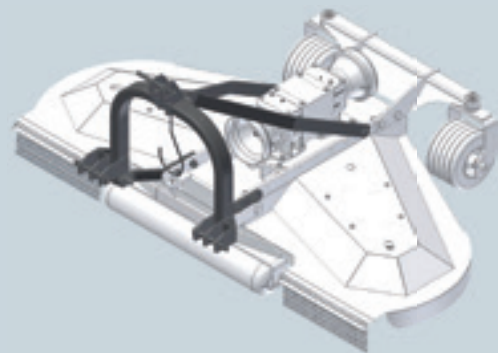
Mod.										
					Außenabmaße Ingombri esterni					Schnittbreiten Larghezza di lavoro
			HP	KG	A	B	C	D	E	
Frustar 2600	4	8	40 - 80	530	148,7	188,7	106,5	24,1	258,2	144 - 254,7
Frustar 2800	4	8	40 - 80	560	165,3	198,2	106,5	24,1	283,3	160,5 - 278,8
Frustar 3000	4	8	40 - 80	590	186,1	208,7	106,5	24,1	303,9	181,6 - 299,4







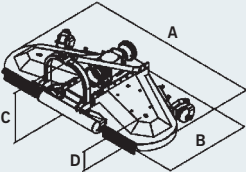
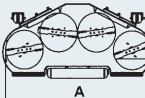
Fixer Frontanbau - Attacco fisso frontale - Fix front mounting

# COMPACT

Landwirtschaft | Agricoltura | Agriculture  
Kommunalbereich | Comunale | Local



# COMPACT

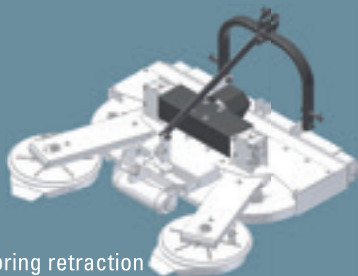
Mod.									
					Außenabmaße Ingombri esterni				
			HP	KG	A	B	C	D	
Compact 200	4	5	40 - 80	430	204	171	101	27	198
Compact 235	4	5	40 - 80	450	235	170	101	27	229
Compact 250	4	5	40 - 80	460	252	170	101	27	245
Compact 280	4	5	40 - 80	490	280	170	101	27	274



# GLM


## GLM

Fixer Heckanbau.  
Schwenscheiben mit Federzug  
Attacco posteriore fisso.  
Dischi interfilari con rientro a molla  
Fix rear mounting. Swing arms with spring retraction



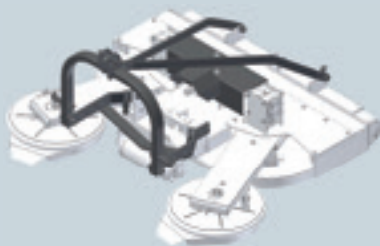
## GLM-T

Fixer Heckanbau mit beidseitiger FEIN-TASTAUTOMATIK auf den Schwenscheiben  
Attacco posteriore fisso con SENSORE DI PRECISIONE IDRAULICO bilaterale sui dischi interfilari  
Fix rear mounting with HYDRAULIC PRECISION SENSOR both sides on swing arms



## GLM-F

Fixer Frontanbau.  
Schwenscheiben mit Federzug  
Attacco frontale fisso.  
Dischi interfilari con rientro a molla  
Fix front mounting. Swing arms with spring retraction





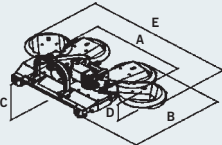
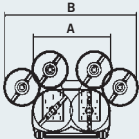


## GLM-FT

Fixer Frontanbau mit beidseitiger FEINTASTAUTOMATIK auf den Schwenscheiben  
Attacco frontale fisso con SENSORE DI PRECISIONE IDRAULICO bilaterale sui dischi interfilari  
Fix front mounting with HYDRAULIC PRECISION SENSOR both sides on swing arms





Mod.												
						Außenabmaße Ingombri esterni	Schnittbreiten Larghezza di lavoro	fix	mob.	HP	KG	A
GLM4/35 85-145	4	2	4	15-35	160	90	121	80	21	150	85	145
GLM4/35 110-170	4	2	4	15-35	175	116	122	82	21	175	111	170
GLM4/35 120-180	4	2	4	15-35	185	125	126	82	21	185	120	180
GLM4/35 130-190	4	2	4	15-35	190	135	131	82	21	195	130	190
GLM4/35 140-200	4	2	4	15-35	195	145	135	82	21	205	140	200
GLM4/35 150-210	4	2	4	15-35	200	155	139	82	21	215	150	210
GLM4/35 160-220	4	2	4	15-35	205	165	145	82	21	225	160	220
GLM4/45 110-190	4	2	4	15-35	185	124	133	82	21	195	119	190
GLM4/45 120-200	4	2	4	15-35	190	127	138	82	21	205	122	200
GLM4/45 130-210	4	2	4	15-35	195	132	143	82	21	215	127	210
GLM4/45 140-220	4	2	4	15-35	200	142	148	82	21	225	137	220
GLM4/45 150-230	4	2	4	15-35	205	152	153	82	21	235	149	230
GLM4/45 160-240	4	2	4	15-35	210	160	155	82	21	245	160	240
GLM4/60 160-270	4	2	4	15-40	245	165	164	82	21	275	160	270



## SL Heck

SL-Heck Heckanbau mit hydraulischer linearer Seitenverschiebung.  
Schwingscheibe mit Federzug

Attacco posteriore con spostamento Idraulico lineare.  
Disco interfilari con rientro a molla

Rear mounting with hyd. Linear side shift. Swing arm with spring retraction

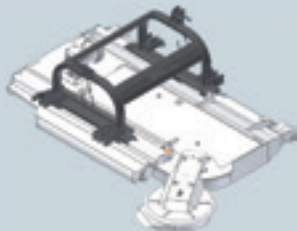


## SL Front-Heck

Mit Linearverschiebung.  
Schwingscheibe mit Federzug

Spostamento Idraulico lineare.  
Disco interfilari con rientro a molla

Hydraulic Linear side shift. Swing arm with spring retraction

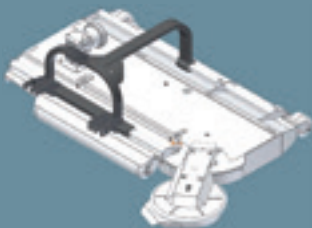






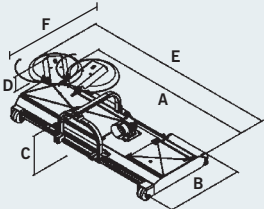
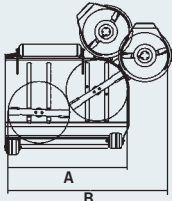
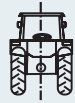
## SL Front

Mit Linearverschiebung.  
Schwingscheibe mit Federzug

Spostamento Idraulico lineare.  
Disco interfilari con rientro a molla

Hydraulic Linear side shift. Swing arm with spring retraction



Mod.															
	fix	mob.	HP	KG			A	B	C	D	E	F	A	B	
SL2/125-170	2	2	2	40 - 90	390	131	148	93	30	178	206	121	170	<del>59</del> 67 <del>00</del> 126+60	
SL2/140-190	2	2	2	40 - 90	420	141	152	93	30	199	210	147	193	<del>69</del> 72 <del>01</del> 142+60	
SL2/160-210	2	2	2	40 - 90	450	172	159	93	30	220	217	166	214	<del>83</del> 79 <del>13</del> 150+60	
SL3/180-230	3	3	2	40 - 90	490	198	148	93	30	239	204	192	234	<del>63</del> 118 <del>03</del> 178+60	
SL3/200-250	3	3	2	40 - 90	520	215	123	93	30	260	210	209	254	<del>72</del> 129 <del>00</del> 201+61	
SL3/230-280	3	3	2	40 - 90	550	245	159	93	30	293	217	239	287	<del>82</del> 153 <del>02</del> 233+60	
SL3/230-300	3	3	2	40 - 90	550	258	163	93	30	309	221	252	302	<del>84</del> 166 <del>06</del> 244+60	
SL4/270-320	4	4	2	40 - 90	600	279	152	93	30	324	210	273	318	<del>136</del> 130 <del>065</del> 220+60	
SL4/310-360	4	4	2	40 - 90	660	320	159	93	30	369	217	314	363	<del>157</del> 154 <del>079</del> 232+60	
SL4/360-410	4	4	2	40 - 90	750	368	173	93	30	423	234	361	415	<del>179</del> 190 <del>100</del> 268+60	



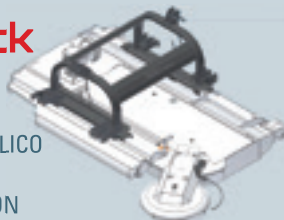
## SL-T Heck

Mit Linearverschiebung mit einseitiger  
FEINTASTAUTOMATIK auf der Schwenkscheibe  
Spostamento Idraulico lineare con SENSORE DI  
PRECISIONE IDRAULICO monolaterale sul disco interfilare  
Hydraulic linear side shift with HYDRAULIC PRECISION  
SENSOR one side on the swing arm



## SL-T Front-Heck

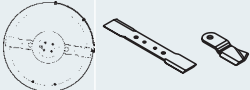


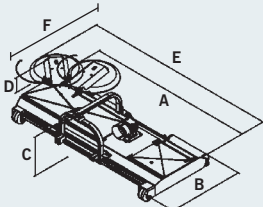
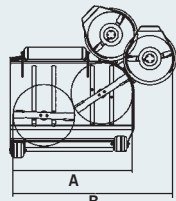

Mit Linearverschiebung mit einseitiger  
FEINTASTAUTOMATIK auf der Schwenkscheibe  
Spst. Idr. con SENSORE DI PRECISIONE IDRAULICO  
monolaterale sul disco interfilare  
Hyd. Linear side shift with HYDRAULIC PRECISION  
SENSOR one side on swing arm



## SL-T Front

Mit Linearverschiebung mit einseitiger  
FEINTASTAUTOMATIK auf der Schwenkscheibe  
Spst. Idr. con SENSORE DI PRECISIONE IDRAULICO  
monolaterale sul disco interfilare  
Hyd. Linear side shift with HYDRAULIC PRECISION  
SENSOR one side on swing arm

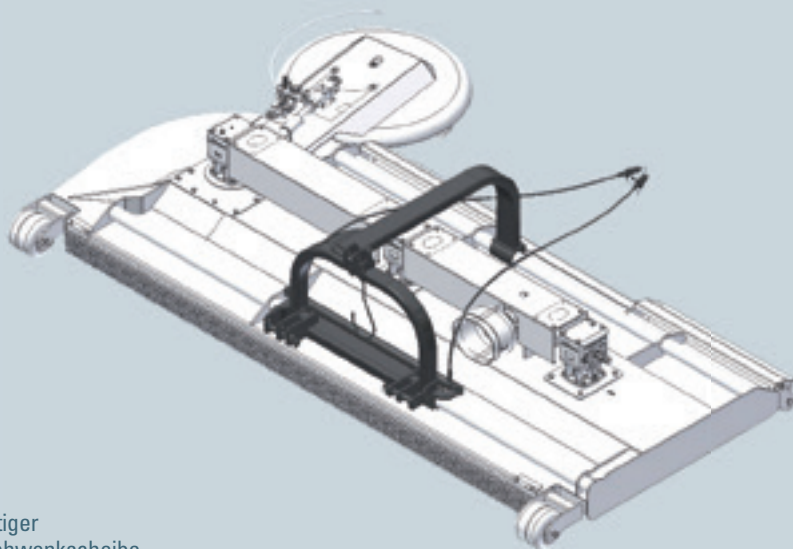


Mod.														
	fix	mob.			HP	KG	A	B	C	D	E	F		A
SL2/125-170	2	2	2	40 - 90	390	131	148	93	30	178	206	121	170	<del>59</del> 67 <del>00</del> 126+60
SL2/140-190	2	2	2	40 - 90	420	141	152	93	30	199	210	147	193	<del>69</del> 72 <del>01</del> 142+60
SL2/160-210	2	2	2	40 - 90	450	172	159	93	30	220	217	166	214	<del>83</del> 79 <del>13</del> 150+60
SL3/180-230	3	3	2	40 - 90	490	198	148	93	30	239	204	192	234	<del>63</del> 118 <del>03</del> 178+60
SL3/200-250	3	3	2	40 - 90	520	215	123	93	30	260	210	209	254	<del>72</del> 129 <del>00</del> 201+61
SL3/230-280	3	3	2	40 - 90	550	245	159	93	30	293	217	239	287	<del>82</del> 153 <del>02</del> 233+60
SL3/230-300	3	3	2	40 - 90	550	258	163	93	30	309	221	252	302	<del>84</del> 166 <del>06</del> 244+60
SL4/270-320	4	4	2	40 - 90	600	279	152	93	30	324	210	273	318	<del>136</del> 130 <del>065</del> 220+60
SL4/310-360	4	4	2	40 - 90	660	320	159	93	30	369	217	314	363	<del>157</del> 154 <del>079</del> 232+60
SL4/360-410	4	4	2	40 - 90	750	368	173	93	30	423	234	361	415	<del>179</del> 190 <del>100</del> 268+60



Heckanbau - Attacco posteriore - Rear mounting

# SLS-T Heck



Mit Linearverschiebung & einseitiger  
FEINTASTAUTOMATIK auf der Schwenkscheibe

Spot. idraulico lineare e SENSORE DI PRECISIONE IDRAULICO  
monolaterale sul disco interfilare

Hyd. linear side shift with HYDRAULIC PRECISION  
SENSOR one side on swing arm

# SLS-T Heck


Mod.													
					Außenabmaße Ingombri esterni						Schnittbreiten Larghezza di lavoro		
			HP	KG	A	B	C	D	E	F	A	B	
SLS-90-250	2	6	50 - 90	910	260	174	93	30	342	246	251	232	<del>70</del> 190 <del>0</del> 250
SLS-90-300	3	8	50 - 90	1120	300	164	93	30	382	232	295	375	<del>137</del> 163 <del>47</del> 253
SLS-90-360	3	8	50 - 90	1220	360	176	93	30	442	247	355	435	<del>149</del> 151 <del>59</del> 241



Heck/Frontanbau - Attacco reversibile - Rear and front mounting





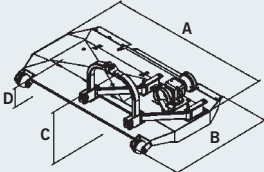
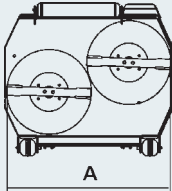

# SLF

Landwirtschaft | Agricoltura | Agriculture  
Kommunalbereich | Comunale | Local



Front-Heckanbau mit hydraulischer Ausladung  
Attacco frontale-posteriore con spostamento idraulico  
Front-rear mounting with hydraulic side shift



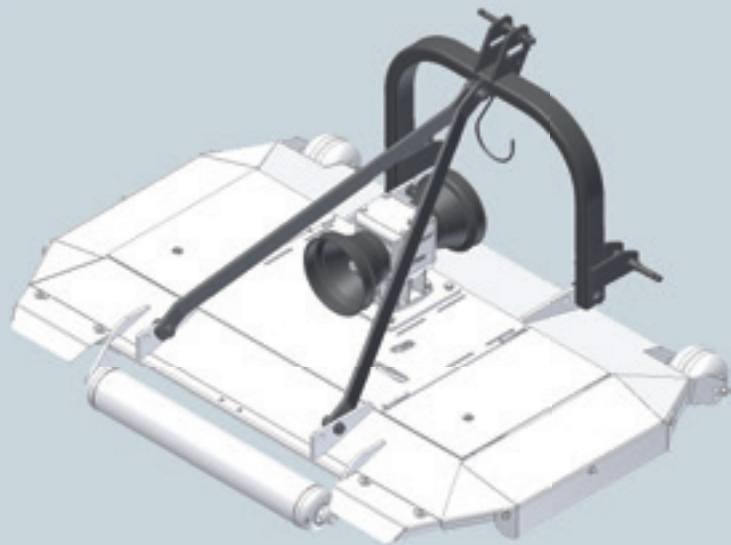
Mod.										
					Außenabmaße Ingombri esterni	A	B	C		
			HP	KG	A	B	C	D		
SLF 2 125	2	2	40 - 80	250	126	137	98	24	121	<del>69,57</del> <del>09,117</del>
SLF 2 140	2	2	40 - 80	280	141	137	98	24	136	<del>69,72</del> <del>09,132</del>
SLF 2 160	2	2	40 - 80	310	161	151	98	24	157	<del>78,82</del> <del>02,159</del>
SLF 3 185	3	3	40 - 80	340	184	135	98	24	179	<del>78,105</del> <del>02,182</del>
SLF 3 205	3	3	40 - 80	370	207	143	98	24	202	<del>78,128</del> <del>02,205</del>
SLF 3 230	3	3	40 - 80	390	237	151	98	24	233	<del>78,158</del> <del>02,235</del>



Fixer Heckanbau - Attacco fisso posteriore - Fix rear mounting





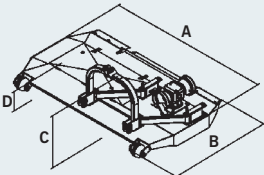
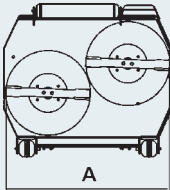

# SLF-M

Landwirtschaft | Agricoltura | Agriculture  
Kommunalbereich | Comunale | Local



Fixer Heckanbau serienmäßig  
Attacco fisso posteriore di serie  
Fix rear mounting standard

# SLF-M

Mod.										
					Außenabmaße Ingombri esterni		Schnittbreiten Larghezza di lavoro			
			HP	KG	A	B	C	D		cm
SLF-M2 160	2	2	40 - 80	310	162	152	88	24	157	<del>118,43</del> <del>043,119</del>
SLF-M3 185	3	3	40 - 80	340	184	162	98	24	179	<del>124,60</del> <del>062,122</del>
SLF-M3 205	3	3	40 - 80	370	208	163	98	24	202	<del>139,69</del> <del>062,145</del>
SLF-M3 230	3	3	40 - 80	390	236	167	98	24	233	<del>154,83</del> <del>072,160</del>
SLF-M3 270	3	3	40 - 80	410	278	172	98	24	271	<del>174,104</del> <del>098,181</del>



Varianten | Varianti | Variants

# GL2-fix

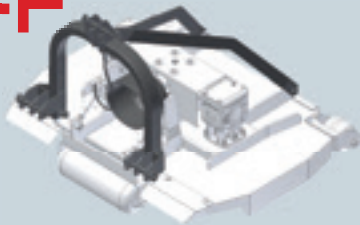
Landwirtschaft | Agricoltura | Agriculture  
Kommunalbereich | Comunale | Local

## GL2-fix



Fixer Heckanbau  
Attacco fisso posteriore  
Fix rear mounting

## GL2-fix-F



Fixer Frontanbau  
Attacco frontale fisso  
Fix front mounting





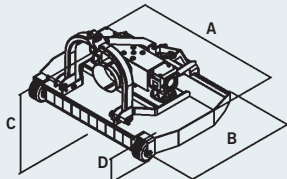
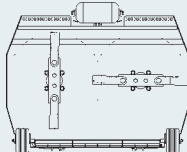
## GL2-fix-H



Hydraulische lineare  
Seitenverschiebung  
Spostamento idraulico  
Hydraulic side shift



# GL2-fix

Mod.									
					Außenabmaße Ingombri esterni				
			HP	KG	A	B	C	D	
GL2 FIX 95	2	4	40 - 80	320	96,2	96,2	91,6	17,6	93
GL2 FIX 110	2	4	40 - 80	360	116,2	112,5	93,6	17,6	112,6
GL2 FIX 120	2	4	40 - 80	365	122,7	117,5	93,6	17,6	119,1
GL2 FIX 130	2	4	40 - 80	370	132,7	120,5	93,6	17,6	129
GL2 FIX 140	2	4	40 - 80	380	142,7	126,4	96,3	17,6	138,1
GL2 FIX 150	2	4	40 - 80	390	152,7	131,4	96,3	17,6	149
GL2 FIX 160	2	4	40 - 80	405	163,2	136,4	96,3	17,6	158,5
GL2 FIX 180	2	4	40 - 80	420	183,2	148,9	94,3	17,6	177,8
GL2 FIX 200	2	4	40 - 80	435	201,2	150,9	94,3	17	197
GL2 FIX 220	2	4	40 - 80	450	222,2	164,3	94,3	17	217,3
GL2 FIX 240	2	4	40 - 80	470	243,7	166,6	94,3	17	237,3
GL2 FIX 250	2	4	40 - 80	490	252,2	172,9	94,3	17	248,3
GL2 FIX 280	2	4	40 - 120	530	281,2	182,4	94,3	17	274,3

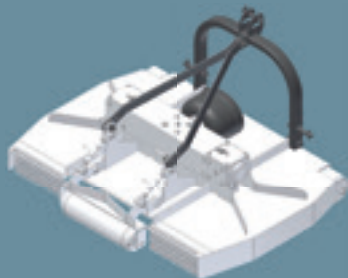


Varianten | Varianti | Variants

# GLM-fix

Landwirtschaft | Agricoltura | Agriculture

## GLM-fix



Fixer Heckanbau  
Attacco fisso posteriore  
Fix rear mounting

## GLM-fix-F




Fixer Frontanbau  
Attacco frontale fisso  
Fix front mounting





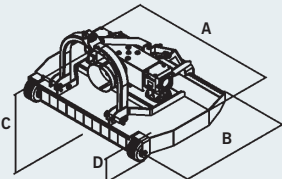
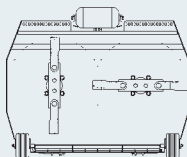
## GLM-fix-H



Hydraulische lineare  
Seitenverschiebung  
Spostamento idraulico  
Hydraulic side shift



# GLM-fix

Mod.									
					Außenabmaße Ingombri esterni	Schnittbreiten Larghezza di lavoro			
			HP	KG	A	B	C	D	
GLM2 FIX/ 85	2	4	15 - 35	110	86	79	78	17	82
GLM2 FIX/110	2	4	15 - 35	130	112	96	78	17	109
GLM2 FIX/120	2	4	15 - 35	150	122	96	78	17	119
GLM2 FIX/130	2	4	15 - 35	170	132	96	78	17	129
GLM2 FIX/140	2	4	15 - 35	190	142	111	78	17	139
GLM2 FIX/150	2	4	15 - 35	210	152	114	78	17	149
GLM2 FIX/160	2	4	15 - 35	240	162	119	78	17	158



Varianten | Varianti | Variants

# BV2

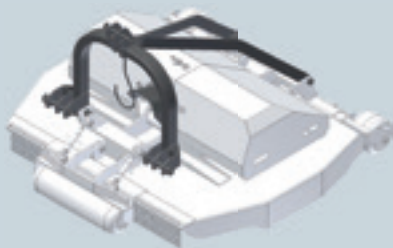
Landwirtschaft | Agricoltura | Agriculture

## BV2




Fixer Heckanbau  
Attacco fisso posteriore  
Fix rear mounting

## BV2-F



Fixer Frontanbau  
Attacco frontale fisso  
Fix front mounting





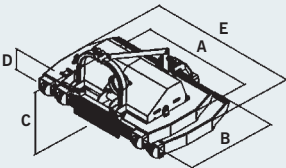
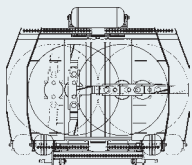
## BV2-H



Hydraulische lineare  
Seitenverschiebung  
Spostamento idraulico  
Hydraulic side shift





Mod.					 Außenabmaße Ingombri esterni					 Schnittbreiten Larghezza di lavoro	
					HP	KG	A	B	C	D	E
BV2 110-145	2	4	40 - 100	430	112	129	107	24	144	109	141
BV2 125-175	2	4	40 - 100	470	130	139	107	24	174	126	170
BV2 125-175 special	<b>2</b>	<b>4</b>	<b>40 - 100</b>	<b>430</b>	<b>132</b>	<b>139</b>	<b>107</b>	<b>24</b>	<b>176</b>	<b>126</b>	<b>170</b>
BV2 140-195	2	4	40 - 100	510	141	149	107	24	197	137	193
BV2 160-230	2	4	40 - 100	580	165	170	101	22	226	162	223
BV2 170-245 special	<b>2</b>	<b>2</b>	<b>40 - 100</b>	<b>540</b>	<b>178</b>	<b>165</b>	<b>101</b>	<b>22</b>	<b>248</b>	<b>173</b>	<b>243</b>
BV2 190-260	2	4	40 - 100	690	192	189	101	22	262	189	259
BV2 220-300	2	4	40 - 100	790	223	210	101	22	203	220	299
BV2 250-340	2	4	40 - 100	990	250	225	101	22	340	245	333



Varianten | Varianti | Variants

# BV2-T

Landwirtschaft | Agricoltura | Agriculture

## BV2-T

Fixer Heckanbau mit beidseitiger  
FEINTASTAUTOMATIK

Attacco fisso posteriore con TASTATORE  
IDRAULICO bilaterale

Fix rear mounting with HYD. PRECISION SENSOR



## BV2-FT

Fixer Frontanbau mit beidseitiger  
FEINTASTAUTOMATIK

Attacco frontale fisso con TASTATORE  
IDRAULICO bilaterale

Fix front mounting with HYD. PRECISION SENSOR







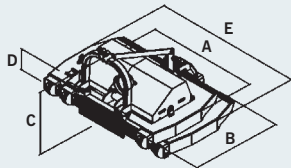
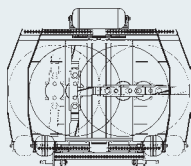
## BV2-HT

Hydraulische lineare  
Seitenverschiebung mit  
beidseitiger FEINTASTAUTOMATIK

Spostamento idraulico con TASTATORE  
IDRAULICO bilaterale

Hydraulic side shift with HYD. PRECISION SENSOR




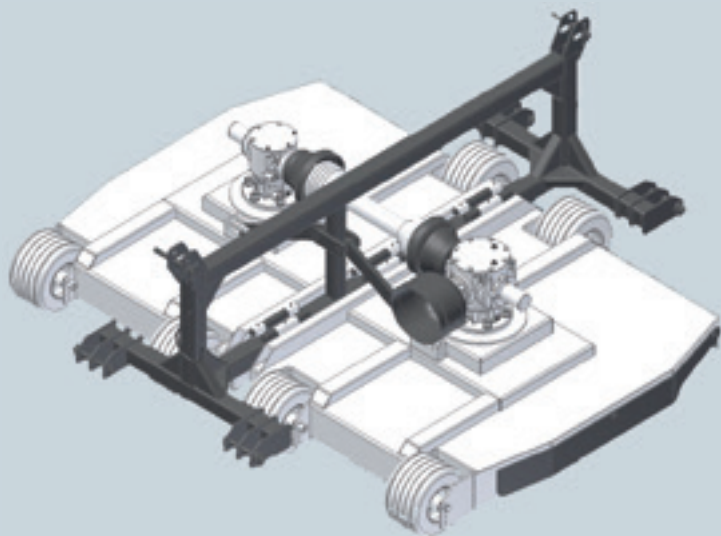
Mod.					 Außenabmaße Ingombri esterni					 Schnittbreiten Larghezza di lavoro	
					HP	KG	A	B	C	D	E
BV2 110-145	2	4	40 - 100	430	112	129	107	24	144	109	141
BV2 125-175	2	4	40 - 100	470	130	139	107	24	174	126	170
BV2 125-175 special	<b>2</b>	<b>4</b>	<b>40 - 100</b>	<b>430</b>	<b>132</b>	<b>139</b>	<b>107</b>	<b>24</b>	<b>176</b>	<b>126</b>	<b>170</b>
BV2 140-195	2	4	40 - 100	510	141	149	107	24	197	137	193
BV2 160-230	2	4	40 - 100	580	165	170	101	22	226	162	223
BV2 170-245 special	<b>2</b>	<b>2</b>	<b>40 - 100</b>	<b>540</b>	<b>178</b>	<b>165</b>	<b>101</b>	<b>22</b>	<b>248</b>	<b>173</b>	<b>243</b>
BV2 190-260	2	4	40 - 100	690	192	189	101	22	262	189	259
BV2 220-300	2	4	40 - 100	790	223	210	101	22	203	220	299
BV2 250-340	2	4	40 - 100	990	250	225	101	22	340	245	333



Fixer Front-Heckanbau - Attacco reversibile - Fix front-rear mounting





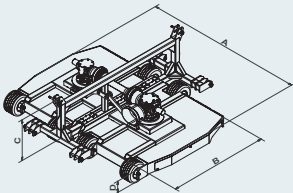
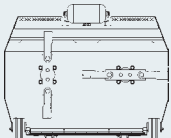

# GL2K

Landwirtschaft | Agricoltura | Agriculture  
Kommunalbereich | Comunale | Local



Fixer Front-Heckanbau  
Attacco fisso frontale-posteriore  
Fix front-rear mounting

# GL2K

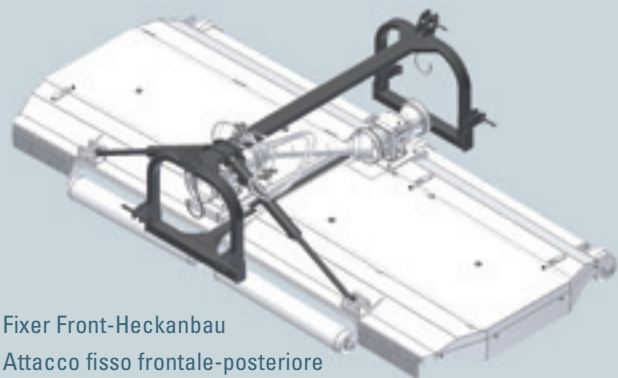
Mod.										
					Außenabmaße Ingombri esterni	A	B	C		
			HP	KG						
GL2K 240	2	4	60-120	750	244	240	95	29	241	-5° – +15°
GL2K 260	2	4	60-120	800	264	247	95	29	261	-5° – +15°
GL2K 280	2	4	60-120	850	284	253	95	29	281	-5° – +15°
GL2K 300	2	4	60-120	900	304	260	95	29	301	-5° – +15°
GL2K 360	4	8	60-120	980	364	240	95	29	361	-5° – +15°
GL2K 520	4	8	60-120	1.400	524	260	95	29	521	-5° – +15°



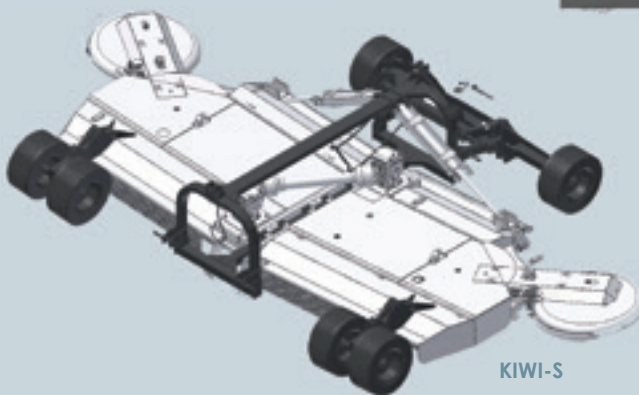

Heck- und Frontanbau - Attacco reversibile - Front and rear mounting

# KIWI





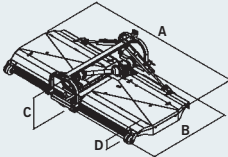
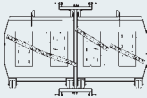


Landwirtschaft | Agricoltura | Agriculture  
Kommunalbereich | Comunale | Local



Fixer Front-Heckanbau  
Attacco fisso frontale-posteriore  
Fix front-rear mounting



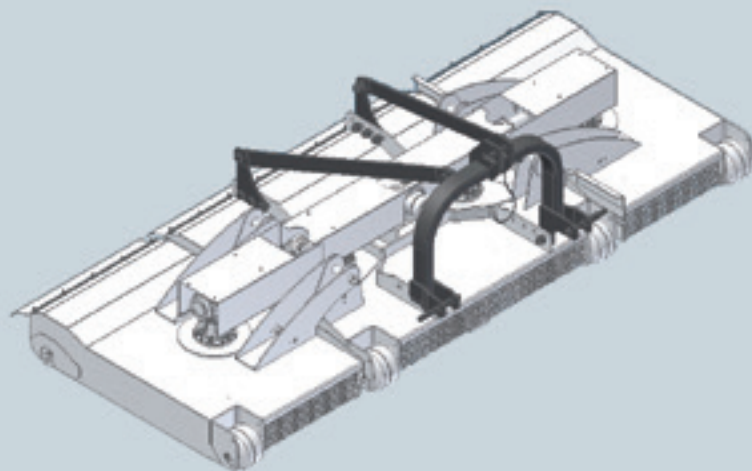
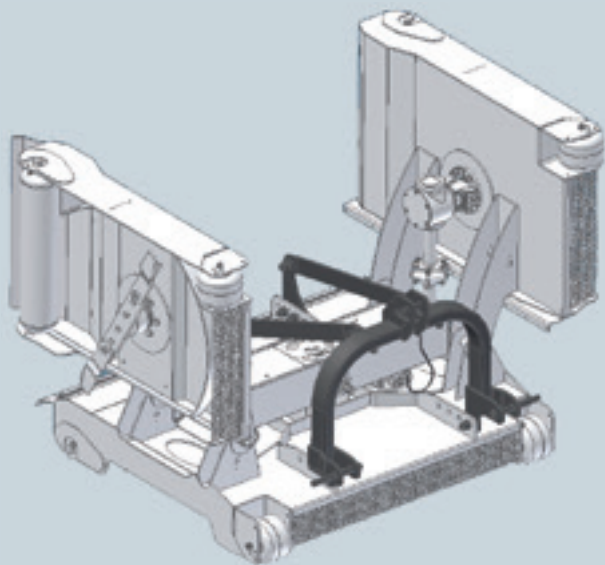
KIWI-S

Mod.													
					Außenabmaße Ingombri esterni				Schnittbreiten Larghezza di lavoro				
			HP	KG	A	B	C	D					
<b>Kiwi 2600</b>	4	8	40 – 120	750	255	238	102	32	250	2296 / 939	0° - +20°		
<b>Kiwi 3500</b>	4	8	50 – 120	850	354	238	102	32	348	2376 / 1552	0° - +20°		
<b>Kiwi 4000</b>	4	8	60 – 120	980	395	238	102	32	388	2522 / 1749	0° - +20°		
<b>Kiwi 5300</b>	6	12	60 – 120	1150	534	238	102	32	523	3150 / 2306	0° - +20°		
<b>Kiwi S-2600-4000**</b>	4	8	40 – 120		255	238	102	32	250	2296 / 939	0° - +20°		
<b>Kiwi S-3500-4900**</b>	4	8	50 – 120		354	238	102	32	348	2376 / 1552	0° - +20°		
<b>Kiwi S-4000-5400**</b>	4	8	60 – 120		395	238	102	32	388	2522 / 1749	0° - +20°		
<b>Kiwi S-80-5300**</b>	6	12	60 – 120		534	238	102	32	523	3150 / 2306	0° - +20°		



# CANGURO

Landwirtschaft | Agricoltura | Agriculture  
Kommunalbereich | Comunale | Local





# CANGURO

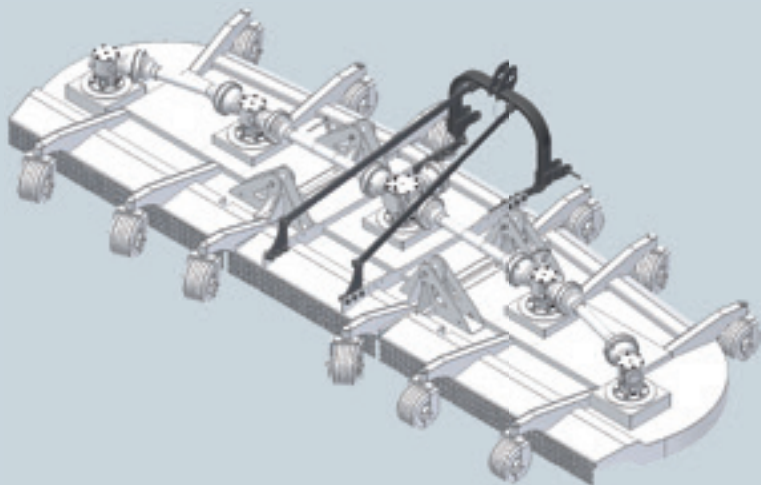
Mod.											
					Außenabmaße Ingombri esterni				Schnittbreiten Larghezza di lavoro		
			HP	KG	A	B	C	D			
Canguro 350	4	8	50 - 120	1100	350	174	110	30	345	220	-8° – +15°
Canguro 400	4	8	50 - 120	–	400	186	110	30	395	245	-8° – +15°
Canguro 450	4	8	60 - 120	–	450	200	110	30	445	270	-8° – +15°
Canguro 550	6	12	60 - 120	–	550	174	110	30	545	220	-8° – +15°
Canguro 650	6	12	60 - 120	–	650	186	110	30	645	245	-8° – +15°
Canguro 700	6	12	60 - 120	–	700	200	110	30	695	270	-8° – +15°



Fixer Heckanbau - Attacco fisso posteriore - Fix rear mounting

# BARRACUDA

Landwirtschaft | Agricoltura | Agriculture  
Kommunalbereich | Comunale | Local



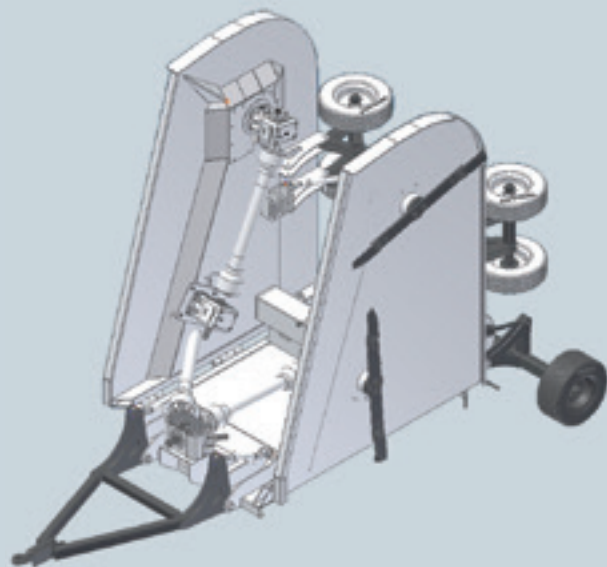
# BARRACUDA

Mod.												
					Außenabmaße Ingombri esterni				Schnittbreiten Larghezza di lavoro			
			HP	KG	A	B	C	D				
Barracuda 350	3	6	40 – 120	945	350	265	120	30	345	265	-20° +30°	
Barracuda 440	3	6	50 – 120	1.296	451	270	112	29	442	265	-20° +30°	
Barracuda 600	5	10	50 – 120	1.620	614	270	112	29	603	265	-20° +30°	
Barracuda 720	5	10	60 – 120	1.950	720	265	120	30	715	265	-20° +30°	





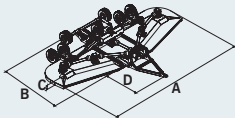
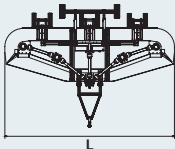
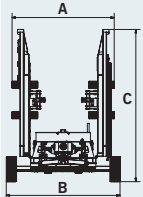



# GL5K

Landwirtschaft | Agricoltura | Agriculture  
Kommunalbereich | Comunale | Local



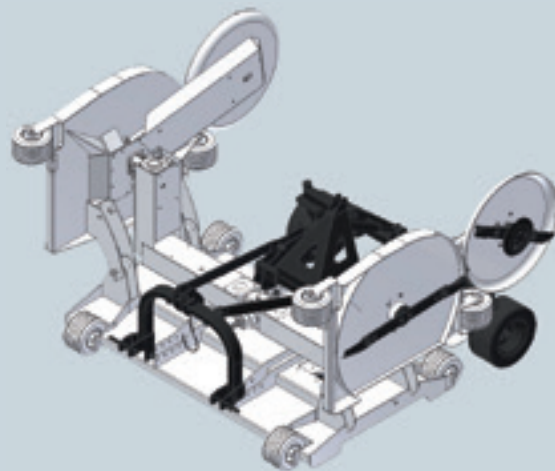
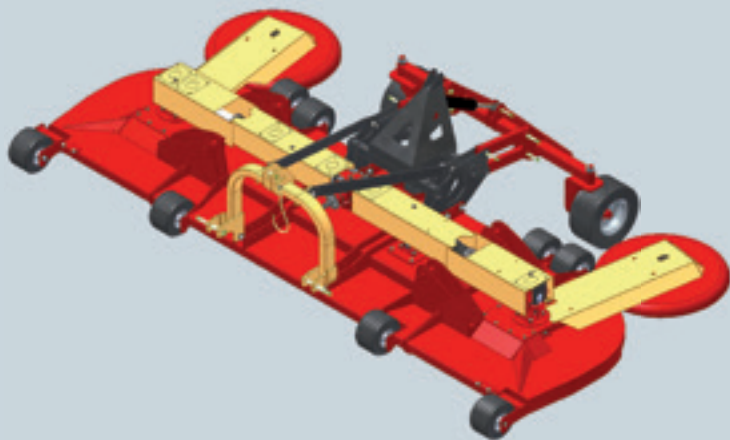
# GL5K

Mod.														
					Außenabmaße Ingombri esterni		Schnittbreiten Larghezza di lavoro							
			HP	KG	A	B	C	D		A	B	C		
GL5K-500	5	10	90-120	1.400	493	270	30	150	490	170	210	255	-5° +15°	
GL5K-600	5	10	90-120	1.700	593	270	30	150	590	185	210	280	-5° +15°	
GL5K-700	5	10	90-120	2.000	693	270	30	150	690	195	210	305	-5° +15°	



# GL6K/GL8K

Landwirtschaft | Agricoltura | Agriculture  
Kommunalbereich | Comunale | Local



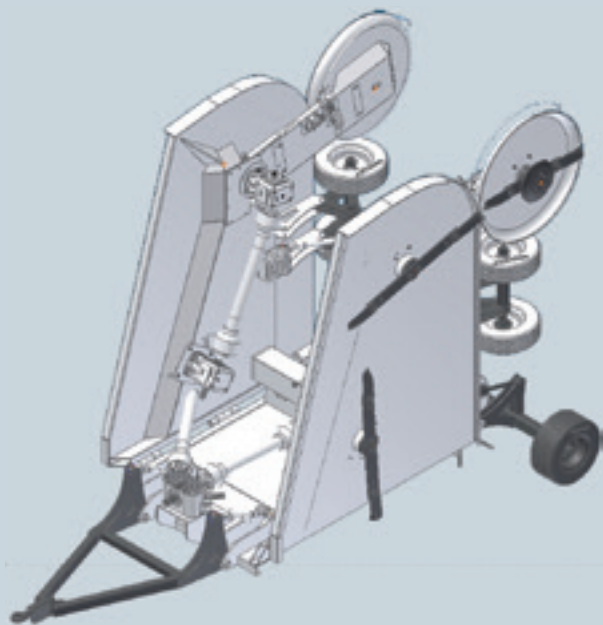
# GL6K/GL8K

Mod.				HP	KG	Außenabmaße Ingombri esterni					Schnittbreite Larghezza di lavoro			
						A	B	C	D	E	A	B		
GL6K-70-310-430	6	12	90-120	1.450	305	215	98	26	426	299	420	225	135	-0° +15°
GL6K-80-350-490	6	12	90-120	1.530	345	235	98	26	486	339	480	245	145	-0° +15°
GL6K-90-390-530	6	12	90-120	1.630	385	255	98	26	526	379	520	265	155	-0° +15°
GL6K-90-430-590	6	12	90-120	1.700	425	265	98	26	586	419	580	285	165	-0° +15°
GL6K-90-470-630	6	12	90-120	1.750	465	275	98	26	626	460	620	305	175	-0° +15°
GL8K-70-470-590	8	16	90-120	1.855	465	215	98	26	586	459	580	225	215	-0° +15°
GL8K-80-530-670	8	16	90-120	1.950	525	235	98	26	667	519	660	245	235	-0° +15°
GL8K-90-590-750	8	16	90-120	2.065	585	255	98	26	746	579	740	265	255	-0° +15°
GL8K-90-650-810	8	16	90-120	2.150	645	265	98	26	806	639	800	285	275	-0° +15°
GL8K-90-710-870	8	16	90-120	2.220	705	275	98	26	866	699	860	305	295	-0° +15°





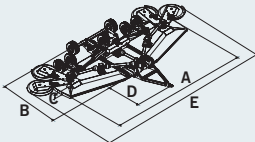
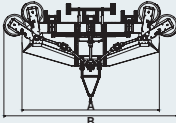



# GLTK

Landwirtschaft | Agricoltura | Agriculture  
Kommunalbereich | Comunale | Local



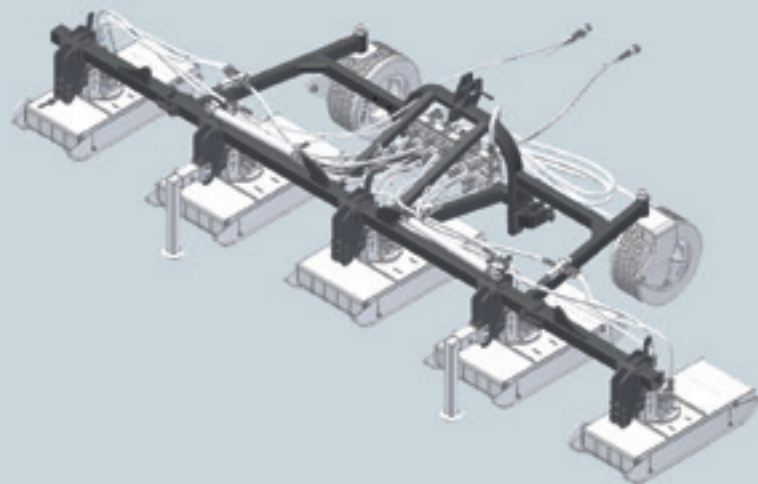


Mod.														
					Außenabmaße Ingombri esterni	A	B	C	D	E	Schnittbreiten Larghezza di lavoro	A		B
			HP	KG	A	B	C	D	E		A	B	C	
GL7K-90-500	7	14	90-120	1.450	493	270	30	150	654	490 - 650	170	210	255	-5° +15°
GL7K-90-600	7	14	90-120	1.750	593	270	30	150	754	590 - 750	185	210	280	-5° +15°
GL7K-90-700	7	14	90-120	2.050	693	270	30	150	854	690 - 850	195	210	305	-5° +15°
GL7K-T-90-500**	7	14	90-120	1.450	493	270	30	150	654	490 - 650	170	210	255	-5° +15°
GL7K-T-90-600**	7	14	90-120	1.750	593	270	30	150	754	590 - 750	185	210	280	-5° +15°
GL7K-T-90-700**	7	14	90-120	2.050	693	270	30	150	854	690 - 850	195	210	305	-5° +15°




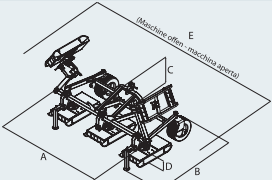


# MULTIDISC

Landwirtschaft | Agricoltura | Agriculture



# MULTIDISC

Mod.									Schnittbreite* Larghezza di taglio Cutting width		
				Außenabmaße Ingombri esterni					2 Außenrahmen 2 Testata esterna 2 external heads	3 zentrale Rahmen 3 testata centrali 3 central heads	
		HP	KG	A	B	C	D	E	A	/	B
MULTIDISC 35/45/500	5	40 - 80	700	260	188,5	158,3	24,8	441,9	245,7	/	436

\*Andere Schnittbreiten / Kombination auf Anfrage

\*Altre larghezze du taglio / combinazione su richiesta


\*other cutting width / combinations on request




# TWISTER



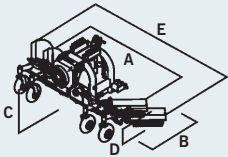
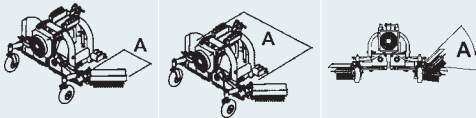
Landwirtschaft | Agricoltura | Agriculture

## TWISTER



Anbaurahmen Front/Heckanbau  
Telaio attacco reversibile  
Frame front and rear mounting



Mod.	Bürste Nr.		 kg								
				Außenabmaße Ingombri esterni							
		HP	KG	A	B	C	D	E			
Twister L1	1	40 - 80	190	109	160	95	36	179	35	106	-10 - +60°
Twister L2	2	40 - 80	280	218	160	95	36	358	35	140	-10 - +60°




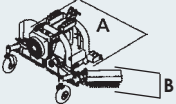

Für SLF, SLF-M & GL2 FIX  
 Per SLF, SLF-M & GL2 FIX  
 For SLF, SLF-M & GL2 FIX

# TWISTER M

## TWISTER M

Anbaurahmen Front/Heckanbau  
 Telaio attacco reversibile  
 Frame front and rear mounting



Mod.	Bürste Nr.	 HP	 KG		 A B	
Twister M1	1	40 - 80	190	34	105 36	-10 - +60
Twister M2	2	40 - 80	280	34 x 2	125 36	-10 - +60°



# TWISTER R

Landwirtschaft | Agricoltura | Agriculture

## TWISTER R



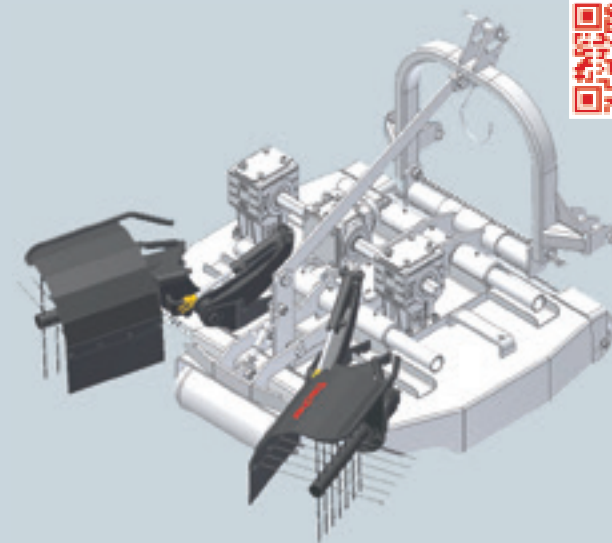

Twister R anbaubar sowie im Zwischenachsbereich, als auch in Front oder Heck  
Twister R attaccabile sia tra gli assali, sia anteriormente o posteriormente  
Twister R attachable between the axles and in front or in the rear of the tractor


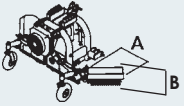
Mod.	Bürste Nr.		 kg	 A B	 A
		HP	KG	A B	
Twister R1	1	40 - 80	75	34 36	-10 - +60
Twister R2	2	40 - 80	150	34 x 2 36	-10 - +60°

Für BV & GL2 FIX  
 Per BV & GL2 FIX  
 For BV & GL2 FIX

# TWISTER W

55



Mod.	Bürste Nr.		 kg		
		HP	KG	A      B	
Twister W1	1	20 - 30	30	20      51	-6° - +75°
Twister W2	2	40 - 60	60	20 x 2      51	-6° - +75°

# HD

Front – oder Heckanbau oder auf SLF, SLF-M & GL2 FIX aufbaubar (nur HD1 oder HD2)  
Attacco frontale o posteriore o applicabile su SLF, SLF-M & GL2 FIX (solo HD1 o HD2)  
Front or rear mounting or applicable on SLF, SLF-M & GL2 FIX (only HD1 or HD2)

Landwirtschaft  
Agricoltura  
Agriculture

## HD-SLF

Hydraulische Schwenkscheibe mit Federzug und Neigungszyylinder

Disco interfilare idraulico con rientro a molla e cilindro d'inclinazione

Hydraulic disc with spring retraction and inclination cylinder






## HD-T-SLF

Hydraulische Schwenkscheibe mit Feintast-automatik und Neigungszyylinder

Disco interfilare idraulico con sensore di precisione e cilindro d'inclinazione

Hydraulic disc with precision sensor and inclination cylinder



Mod.			L/min	 kg	Ø Scheibe
HD-1T-600	1	2	20 - 24	150	600*
HD-1T-800	1	2	20 - 24	165	800**
HD-P1T-600	1	2	20 - 24	340	600**
HD-P1T-800	1	2	27 - 30	350	800**
HD-P2T-600	2	4	45 - 55	450	600**
HD-P2T-800	2	4	55 - 60	460	800**



Für BV  
Per BV  
For BV

# HD


57

## HD-BV

Hydraulische Schwenkscheibe  
mit Federzug und Neigungszyylinder

Disco interfilare idraulico con rientro  
a molla e cilindro d'inclinazione

Hydraulic disc with spring retraction and inclination cylinder








## HD-T-BV

Hydraulische Schwenkscheibe mit  
Feintastautomatik und Neigungszyylinder

Disco interfilare idraulico con sensore  
di precisione e cilindro d'inclinazione

Hydraulic disc with precision sensor and inclination cylinder



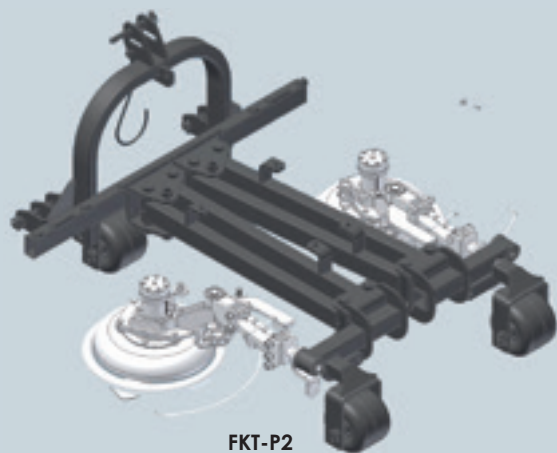


Mod.			L/min	 KG	Ø Scheibe
HD-1-600	1	2	20 - 24	150	600*
HD-P1-600	1	2	20 - 24	340	600**
HD-P2-600	2	4	45 - 55	450	600**

# FKT

Krümlerkopf – Arbeitstiefe ca. 4-6 cm  
Sarchiatore – profondità di lavoro 4-6 cm  
Soil milling head – working depth 4-6 cm



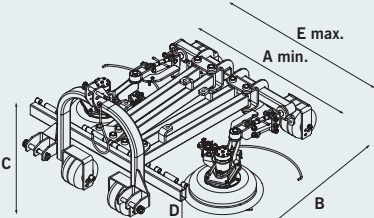
Landwirtschaft | Agricoltura | Agriculture  
Kommunalbereich | Comunale | Local



# Technische Daten – Caratteristiche tecniche – technical specifications

Front – oder Heckanbau oder auf SLF, SLF-M & GL2 FIX aufbaubar (nur FKT1 oder FKT2)  
 Attacco frontale o posteriore o applicabile su SLF, SLF-M & GL2 FIX (solo FKT1 o FKT2)  
 Front or rear mounting or applicable on SLF, SLF-M & GL2 FIX (only FKT1 or FKT2)

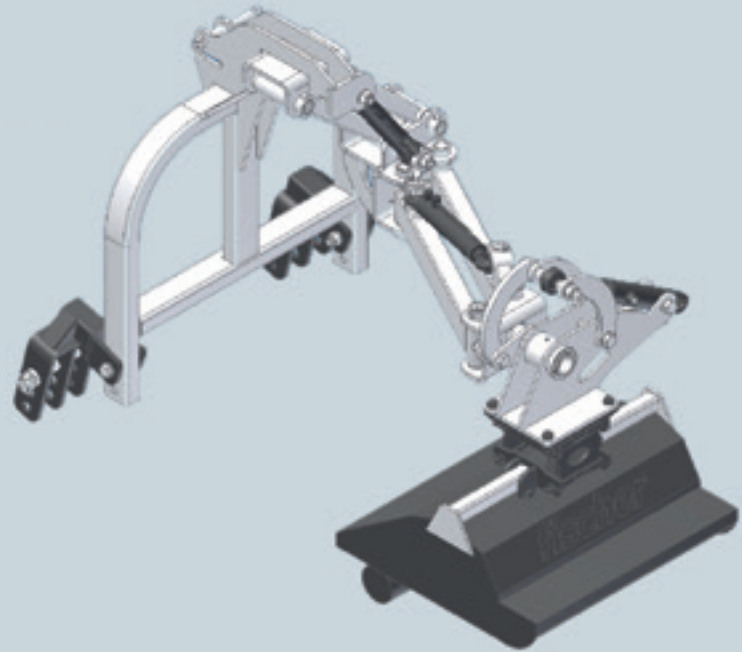
# FKT

Mod.									Ø
			KG	A	B	C	D	E	
FK-1T-420	1	100	-	160	90	24	-	42	
FK-2T-420	2	180	-	160	90	24	-	42	
FK-P1T-420	1	280	75	160	90	24	175	42	
FK-P2T-420	2	340	155	160	90	24	350	42	
FK-L1T-420	1	93	-	135	90	24	123	42	
FK-L2T-420	2	186	-	135	90	24	246	42	




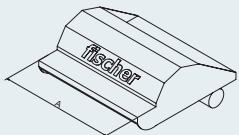



# MOWIE

Kommunalbereich | Comunale | Local



# MOWIE

<b>Mod.</b>			<b>L/min.</b>		 Schnittbreiten Larghezza di lavoro
<b>Mowie-65</b>	1	y-Messer	max. 20	250	65



# UNICO

Kommunalbereich | Comunale | Local

## UNICO

Heck- oder Frontanbau.  
Schwingscheibe mit Federzug

Attacco anteriore o posteriore.  
Disco interfilare con rientro a molla

Rear or front mounting. Swing arm with spring retraction








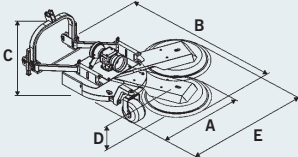
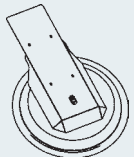
## UNICO-T

Heck- oder Frontanbau mit  
FEINTASTAUTOMATIK einseitig auf der Schwingscheibe

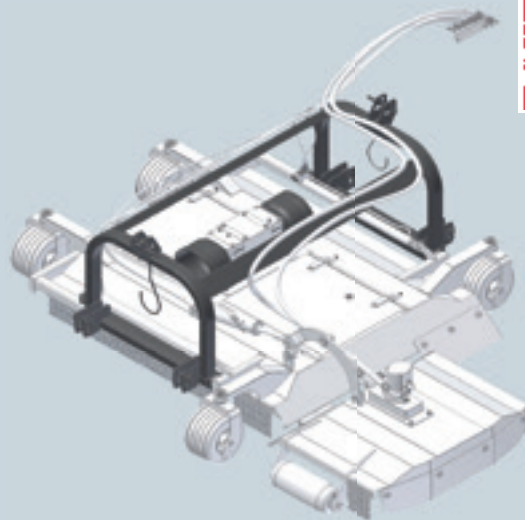
Attacco anteriore o posteriore con SENSORE DI  
PRECISIONE IDRAULICO monolaterale sul disco interfilare

Rear or front mounting with HYDRAULIC PRECISION SENSOR  
one side on swing arm



Mod.						Außenabmaße Ingombri esterni					
			HP	KG	A	B	C	D	E	Schnittbreiten Larghezza di lavoro	
Unico 600	1/2	2	40 - 120	355	108	230	90	26	160	60 / 150	
Unico 700	1/2	2	40 - 120	370	108	240	90	26	170	70 / 160	
Unico 800	1/2	2	40 - 120	382	108	250	90	26	180	80 / 170	
Unico 900	1/2	2	40 - 120	395	108	260	90	26	190	90 / 180	

# CLIPPER



<b>Mod.</b>												
			<b>HP</b>	<b>KG</b>	<b>Außenabmaße Ingombri esterni</b>		<b>Schnittbreiten Larghezza di lavoro</b>					
<b>Clipper</b>	3	6	40 - 120	850	<b>A</b>	<b>B</b>	<b>C</b>	<b>D</b>	<b>A</b>	<b>B</b>	225	-60° - +90°
					310	230	105	32	179	93		

Varianten | Varianti | Variants

# HERBIZIO

Herbizid einseitig – 50/120/200 Liter  
Kit diserbo laterale – 50/120/200 litri  
Herbicide one side – 50/120/200 litres




Herbizid beidseitig – 50/120/200 Liter  
Kit diserbo bilaterale – 50/120/200 litri  
Herbicide both sides – 50/120/200 litres



Herbizid einseitig mit 1EV –  
50/120/200 Liter

Kit diserbo laterale con 1EV –  
50/120/200 litri


Herbicide one side with 1EV – 50/120/200 litres



Herbizid beidseitig mit 2 EV – 50/120/200 Liter

Kit diserbo bilaterale con 2 EV – 50/120/200 litri

Herbicide both sides with 2 EV – 50/120/200 litres



Herbizid beidseitig mit 4 EV– 50/120/200 Liter

Kit diserbo bilaterale con 4 EV– 50/120/200 litri

Herbicide both sides with 4 EV– 50/120/200 litres





# HERBIZID

**HERBIZID einseitig  
KIT DISERBO laterale  
HERBICIDE one side**

50 Liter / litri / litres

120 Liter / litri / litres

200 Liter / litri / litres

**HERBIZID beidseitig  
KIT DISERBO bilaterale  
HERBICIDE both sides**

50 Liter / litri / litres

120 Liter / litri / litres

200 Liter / litri / litres

**HERBIZID einseitig 1 EV  
KIT DISERBO monolaterale con 1 elettrovalvola  
HERBICIDE one side with 1 electric valve**

50 Liter / litri / litres

120 Liter / litri / litres

200 Liter / litri / litres

**HERBIZID beidseitig 2 EV  
KIT DISERBO bilaterale a 2 elettrovalvole  
HERBICIDE both sides with 2 electric valves**

50 Liter / litri / litres

120 Liter / litri / litres

200 Liter / litri / litres

**HERBIZID beidseitig 4 EV  
KIT DISERBO bilaterale a 4 elettrovalvole  
HERBICIDE both sides with 4 electric valves**

50 Liter / litri / litres

120 Liter / litri / litres

200 Liter / litri / litres

## ZUBEHÖR - ACCESSORI - ACCESSORIES

Punktspritzung einseitig für Feintaster

Punktspritzung beidseitig für Feintaster

Parallelogrammhalterung für Herbizid

Pendelhaube mit Herbiziddüse



Durch Erfahrung gut.

Proven by

L'esperienza che porta al successo.

experience.

Proven by experience.



[www.fmg.bz.it](http://www.fmg.bz.it)

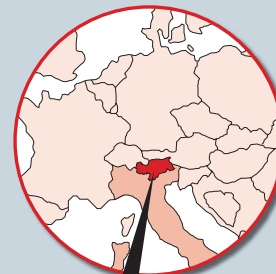
Fischer GmbH - Srl

Bahnhofstraße 4 Via Stazione

I-39040 Tramin / Termeno (BZ) - Italy

Tel. +39 0471 860 211 - Fax +39 0471 860 800

[info@fmg.bz.it](mailto:info@fmg.bz.it)



Mulchgeräte - Tagliaerba - Mowers