








Low-cost DIP Switch with Slide Pins

- Designed to DIP (Dual Inline Package) standards and allows automatic mounting with IC insertion machines.
- Washable models with seal tape available.
- SMT (surface-mounted terminal) models available with embossed taping specifications (SQ reels (small reels) are also available).
- Gold-plated twin contacts and a slide-type, self-cleaning mechanism ensure high reliability.
- Models with one pole up to models with ten poles are in permanent stock enabling short delivery times. (A6T)



RoHS Compliant (Refer to page 8 for details.)

Ordering Information

Type	Flat actuator			Raised actuator	Type	Flat actuator				Raised actuator (See note 2.)			
	Standard		With seal tape			Standard		With seal tape					
	DIP terminal	DIP terminal	DIP terminal			SMT terminal	SMT terminal		SMT terminal				
	No. of poles	Quantity per stick											
					No. of poles	Quantity per stick	Per Stick	Embossed taping Small reel (units of 400) (See note 1.)	Per stick	Embossed taping Standard reel (units of 900) (See note 1.)	Small reel (units of 400) (See note 1.)	Per stick	Embossed taping Small reel (units of 400) (See note 1.)
1	130		A6T-1101	A6T-1102	A6T-1104	1	---	---	---	---	---	---	---
2	76		A6T-2101	A6T-2102	A6T-2104	2	76	A6S-2101	---	A6S-2102	---	A6S-2104	---
3	55		A6T-3101	A6T-3102	A6T-3104	3	55	A6S-3101	---	A6S-3102	---	A6S-3104	---
4	42		A6T-4101	A6T-4102	A6T-4104	4	42	A6S-4101	A6S-4101-PM	A6S-4102	A6S-4102-P	A6S-4104	A6S-4104-PM
5	35		A6T-5101	A6T-5102	A6T-5104	5	35	A6S-5101	---	A6S-5102	---	A6S-5105	---
6	28		A6T-6101	A6T-6102	A6T-6104	6	28	A6S-6101	A6S-6101-PM	A6S-6102	A6S-6102-P	A6S-6104	A6S-6104-PM
7	25		A6T-7101	A6T-7102	A6T-7104	7	25	A6S-7101	---	A6S-7102	---	A6S-7104	---
8	22		A6T-8101	A6T-8102	A6T-8104	8	22	A6S-8101	A6S-8101-PM	A6S-8102	A6S-8102-P	A6S-8104	A6S-8104-PM
9	20		A6T-9101	A6T-9102	A6T-9104	9	20	A6S-9101	---	A6S-9102	---	A6S-9104	---
10	18		A6T-0101	A6T-0102	A6T-0104	10	18	A6S-0101	A6S-0101-PM	A6S-0102	A6S-0102-P	A6S-0104	A6S-0104-PM

Note: 1. Switches are packaged in units of 400 or 900. Orders must be made in multiples of either 400 or 900. Switches are not sold individually.

2. Raised actuators on embossed tape must be requested separately because orders can vary by such factors as units per order.

Specifications

■ Ratings/Characteristics

Switching capacity	25 mA at 24 VDC 10 μ A (minimum current) at 3.5 VDC
Ambient temperature	Operating: -20°C to 70°C (with no icing)
Ambient humidity	Operating: 35% to 90%
Insulation resistance	100 M Ω min. (at 250 VDC)
Contact resistance	200 m Ω max. (initial value)
Dielectric strength	500 VAC for 1 min between terminals of the same polarity, and between terminals of different polarity
Vibration resistance	Malfunction: 10 to 55 Hz, 1.5-mm double amplitude
Shock resistance	Malfunction: 300 m/s ² min.
Life expectancy	Mechanical: 1,000 operations min. Electrical: 1,000 operations min.
Operating force	Flat/raised type 0.29 N min. {30 gf}
Weight	A6T: 0.26 g (2 poles), 0.44 g (4 poles), 0.62 g (6 poles), 0.79 g (8 poles), 0.96 g (10 poles) A6S: 0.25 g (2 poles), 0.41 g (4 poles), 0.58 g (6 poles), 0.73 g (8 poles), 0.87 g (10 poles)

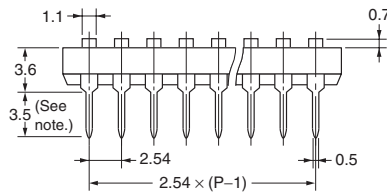

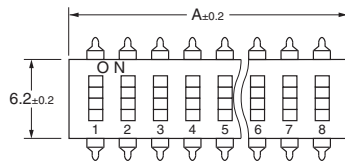

Dimensions

Note: 1. All units are in millimeters unless otherwise indicated.

2. Unless otherwise specified, a tolerance of ± 0.4 mm applies to all dimensions.

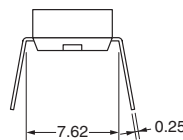
Flat Actuator with DIP Terminal Standard/With Seal Tape

A6T-□101
A6T-□102

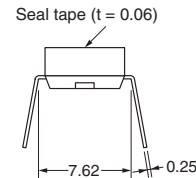


Note: Terminal length decreased from 4.3 mm to 3.5 mm as of May 2003.

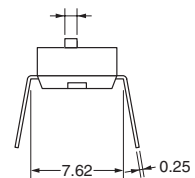
Flat Actuator Standard



With Seal Tape




Raised Actuator

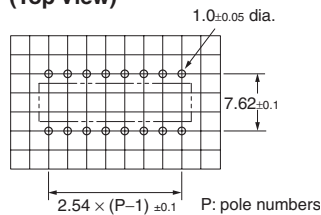


Raised Actuator with DIP Terminal

A6T-□104

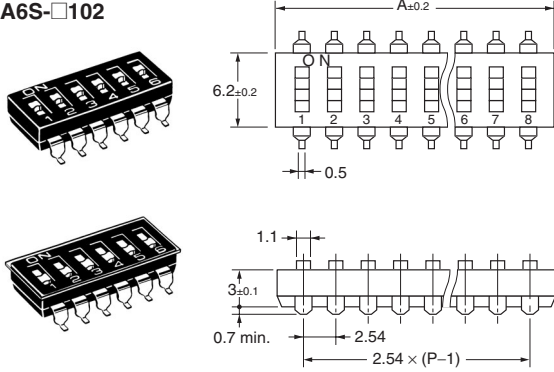


PCB Dimensions (Top View)



No. of poles	Model			Dimension A
	A6T-1101	A6T-1102	A6T-1104	
1	A6T-1101	A6T-1102	A6T-1104	3.48
2	A6T-2101	A6T-2102	A6T-2104	6.02
3	A6T-3101	A6T-3102	A6T-3104	8.56
4	A6T-4101	A6T-4102	A6T-4104	11.10
5	A6T-5101	A6T-5102	A6T-5104	13.64
6	A6T-6101	A6T-6102	A6T-6104	16.18
7	A6T-7101	A6T-7102	A6T-7104	18.72
8	A6T-8101	A6T-8102	A6T-8104	21.26
9	A6T-9101	A6T-9102	A6T-9104	23.80
10	A6T-0101	A6T-0102	A6T-0104	26.34

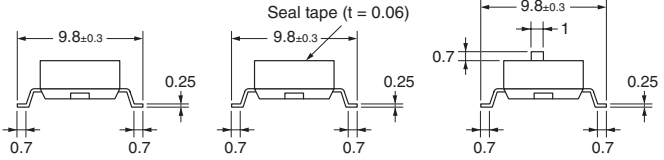
**Flat Actuator with SMT Terminal
Standard/With Seal Tape**
A6S-□101
A6S-□102




Flat Actuator Standard

With Seal Tape

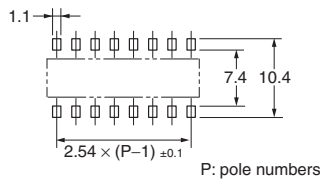
Raised Actuator



Raised Actuator with SMT Terminal
A6S-□104



PCB Dimensions (Top View)



No. of poles	Model			Dimension A
	A6S-2101	A6S-2102	A6S-2104	
2	A6S-2101	A6S-2102	A6S-2104	6.02
3	A6S-3101	A6S-3102	A6S-3104	8.56
4	A6S-4101	A6S-4102	A6S-4104	11.10
5	A6S-5101	A6S-5102	A6S-5104	13.64
6	A6S-6101	A6S-6102	A6S-6104	16.18
7	A6S-7101	A6S-7102	A6S-7104	18.72
8	A6S-8101	A6S-8102	A6S-8104	21.26
9	A6S-9101	A6S-9102	A6S-9104	23.80
10	A6S-0101	A6S-0102	A6S-0104	26.34

Installation

Internal Connections (Top View)



Precautions

Be sure to refer to General Precautions on pages 5 to 7 for details on proper use.

ALL DIMENSIONS SHOWN ARE IN MILLIMETERS.
To convert millimeters into inches, multiply by 0.03937. To convert grams into ounces, multiply by 0.03527.